

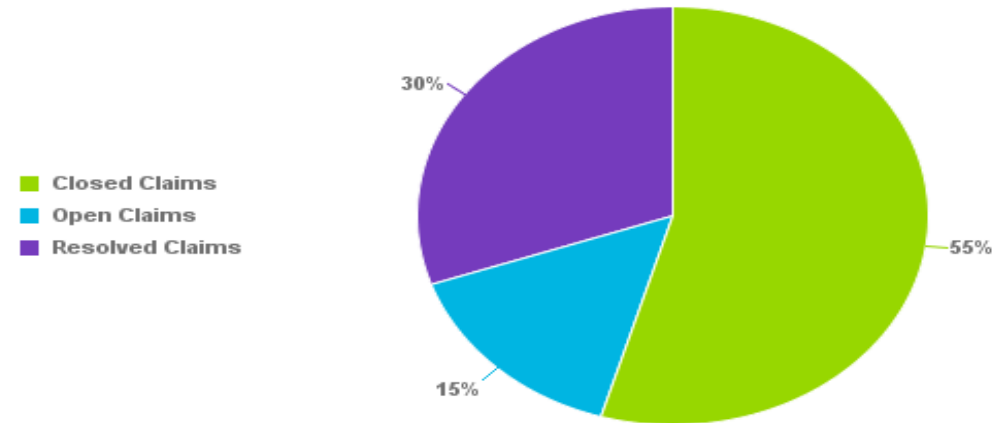
Weathertight Home Resolution Services (WHRS) Claims Statistics: 28 February 2015

As at 28 February 2015, MBIE had received 7,256 WHRS claims lodged for 12,141 properties.

The Weathertight Service has completed 14,356 property assessments (some owners request more than one assessment).

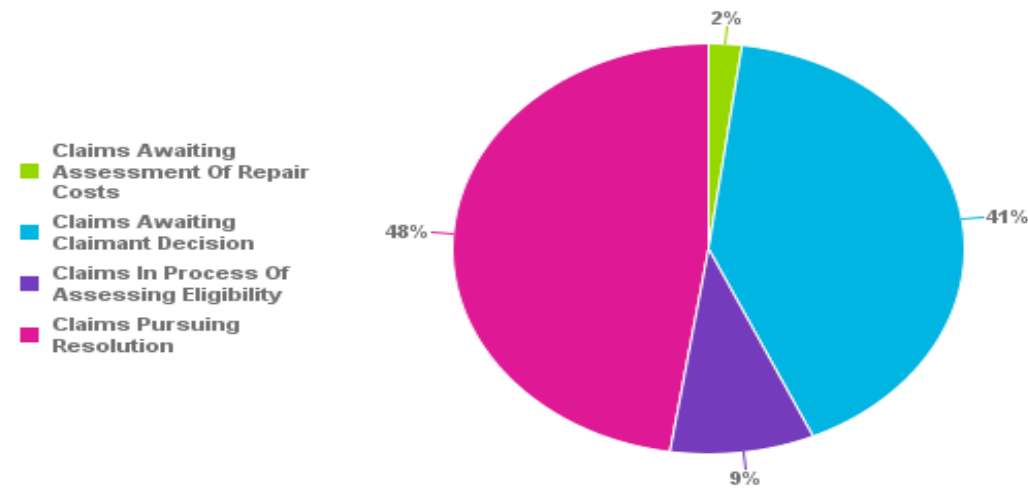
Under the WHRS Act 2006, we accept applications for multi-unit properties as single claims.

Total Claims



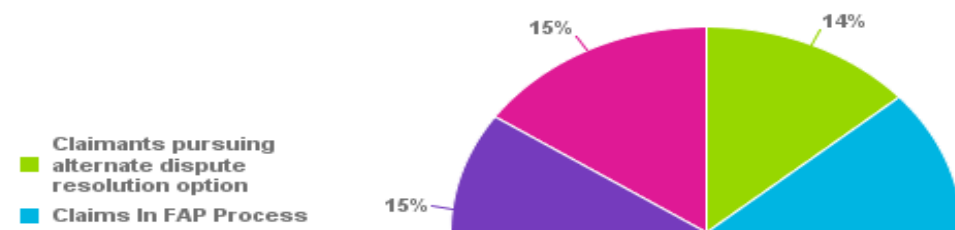
Claim Closed, Open or Resolved	Count of Claims	Percentage
Closed Claims	3957	55.0%
Open Claims	1099	15.0%
Resolved Claims	2200	30.0%
Total Count Of Claims:	7256	100.00%

Open Claims



Open Claim Status Category	Count of Claims	Percentage
Claims Awaiting Assessment Of Repair Costs	23	2.0%
Claims Awaiting Claimant Decision	453	41.0%
Claims In Process Of Assessing Eligibility	100	9.0%
Claims Pursuing Resolution	523	48.0%
Total Count Of Open Claims:	1099	100.00%

Claims Pursuing Resolution



Resolution Status	Count of Claims	Percentage
Claimants pursuing alternate dispute resolution option	71	14.0%
Claims In FAP Process	291	56.0%

- Claims In WHRS Resolution Process
- Claims Repairing Outside FAP Process



Claims In WHRS Resolution Process	80	15.0%
Claims Repairing Outside FAP Process	81	15.0%
Total Count Of Claims Pursuing Resolution:	523	100.00%

1. Claims can be closed for a number of reasons including the following: claim discontinued by a claimant; claim being ineligible; property changed ownership; claim withdrawn under the WHRS 2006 Act; claim not progressing; claim transferred to another jurisdiction by the Weathertight Homes Tribunal (WHT) or claim terminated by the WHT.

2. After the claim is decided eligible, claimants can decide to proceed with FAP assisted repairs, repair on their own and then seek to resolve their claim or resolve first and then proceed with repairs.

3. Claims pursuing the Financial Assistance Package (FAP) are allowed to proceed with other resolution options at the same time. The number includes claims that proceed with FAP and also those that proceed with FAP and one other resolution option.

Weatheright Home Resolution Services (WHRS) Open Claims by Territorial Authority: 28 February 2015

Territorial Authority where the building consent was issued	Number of properties with open claims as at 28 February 2015	Number of open claims as at 28 February 2015
Auckland		
Auckland City Council	2681	428
Franklin District Council	8	8
Manukau City Council	81	42
North Shore City Council	327	100
Papakura District Council	3	3
Rodney District Council	41	32
Waitakere City Council	300	139
Totals For Auckland:	3441	752
All Other Territorial Authorities		
Buller District Council	1	1
Central Hawkes Bay District Council	1	1
Christchurch City Council	92	69
Dunedin City Council	1	1
Far North District Council	3	3
Gisborne District Council	26	4
Hamilton City Council	9	9
Hastings District Council	4	4
Hauraki District Council	1	1
Horowhenua District Council	2	2
Hurunui District Council	2	2
Hutt City Council	6	6
Invercargill City Council	1	1
Kapiti Coast District Council	11	8
Kawarau District Council	1	1
Manawatu District Council	1	1
Marlborough District Council	5	5
Matamata-Piako District Council	3	3
Napier City Council	2	2
Nelson City Council	4	4
New Plymouth District Council	6	6
Opotiki District Council	1	1
Palmerston North City Council	6	6
Porirua City Council	12	12
Queenstown-Lakes District Council	104	8
Rotorua District Council	4	4
Selwyn District Council	2	2
Taranua District Council	1	1
Tasman District Council	6	6
Taupo District Council	2	2
Tauranga City Council	274	45
Thames-Coromandel District Council	18	14
Timaru District Council	1	1
Upper Hutt City Council	3	3
Waikato District Council	3	3
Waimakariri District Council	2	2
Wanganui District Council	1	1
Wellington City Council	345	80
Western Bay of Plenty District Council	9	9
Whakatane District Council	4	4
Whangarei District Council	12	12
Totals For All Other Territorial Authorities:	992	350
Grand Totals:	4433	1102

1. Territorial Authorities not shown in the table above don't have any open claims.

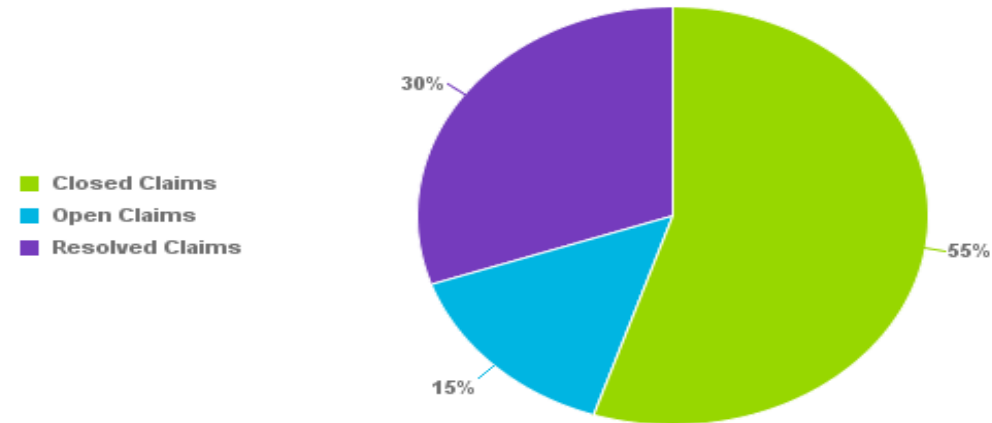
Weathertight Home Resolution Services (WHRS) Claims Statistics: 31 March 2015

As at 31 March 2015, MBIE had received 7,261 WHRS claims lodged for 12,252 properties.

The Weathertight Service has completed 14,441 property assessments (some owners request more than one assessment).

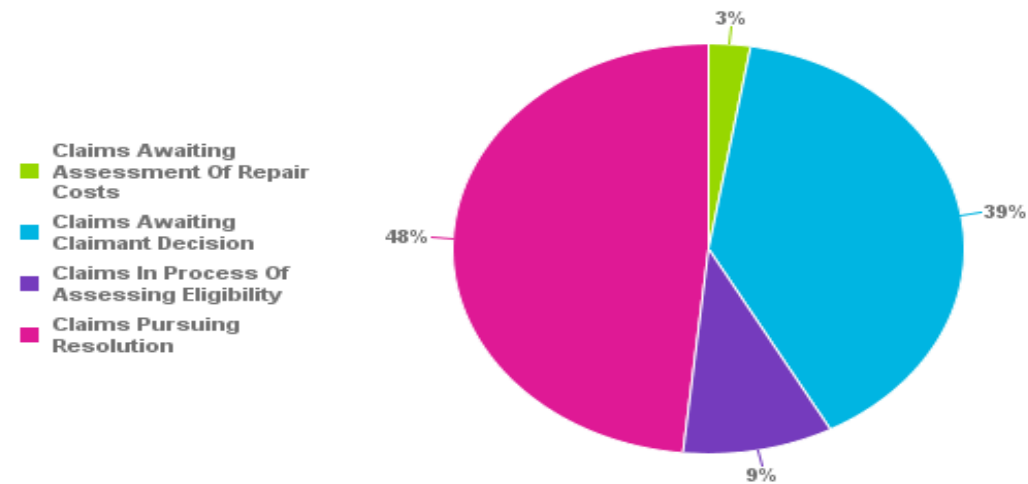
Under the WHRS Act 2006, we accept applications for multi-unit properties as single claims.

Total Claims



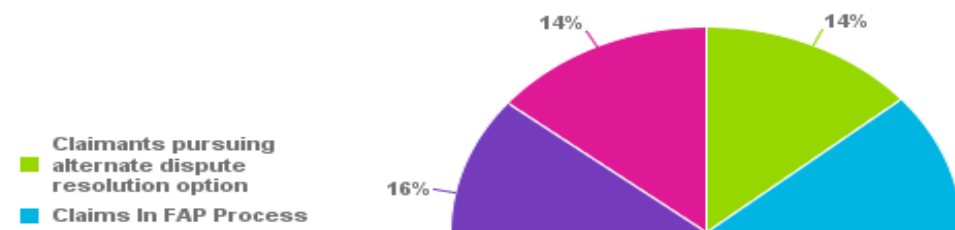
Claim Closed, Open or Resolved	Count of Claims	Percentage
Closed Claims	3994	55.0%
Open Claims	1066	15.0%
Resolved Claims	2201	30.0%
Total Count Of Claims:	7261	100.00%

Open Claims



Open Claim Status Category	Count of Claims	Percentage
Claims Awaiting Assessment Of Repair Costs	28	3.0%
Claims Awaiting Claimant Decision	420	39.0%
Claims In Process Of Assessing Eligibility	101	9.0%
Claims Pursuing Resolution	515	48.0%
Total Count Of Open Claims:	1064	100.00%

Claims Pursuing Resolution



Resolution Status	Count of Claims	Percentage
Claimants pursuing alternate dispute resolution option	71	14.0%
Claims In FAP Process	291	57.0%

■ Claims In WHRS Resolution Process
■ Claims Repairing Outside FAP Process



Claims In WHRS Resolution Process	80	16.0%
Claims Repairing Outside FAP Process	73	14.0%
Total Count Of Claims Pursuing Resolution:	515	100.00%

1. Claims can be closed for a number of reasons including the following: claim discontinued by a claimant; claim being ineligible; property changed ownership; claim withdrawn under the WHRS 2006 Act; claim not progressing; claim transferred to another jurisdiction by the Weathertight Homes Tribunal (WHT) or claim terminated by the WHT.
2. After the claim is decided eligible, claimants can decide to proceed with FAP assisted repairs, repair on their own and then seek to resolve their claim or resolve first and then proceed with repairs.
3. Claims pursuing the Financial Assistance Package (FAP) are allowed to proceed with other resolution options at the same time. The number includes claims that proceed with FAP and also those that proceed with FAP and one other resolution option.

Weathertight Home Resolution Services (WHRS) Open Claims by Territorial Authority: 31 March 2015

Territorial Authority where the building consent was issued	Number of properties with open claims as at 31 March 2015	Number of open claims as at 31 March 2015
Auckland		
Auckland City Council	2700	399
Franklin District Council	8	8
Manukau City Council	78	39
North Shore City Council	324	97
Papakura District Council	3	3
Rodney District Council	41	32
Waitakere City Council	300	139
Totals For Auckland:	3454	717
All Other Territorial Authorities		
Buller District Council	1	1
Central Hawkes Bay District Council	1	1
Christchurch City Council	99	70
Dunedin City Council	1	1
Far North District Council	3	3
Gisborne District Council	26	4
Hamilton City Council	18	10
Hastings District Council	4	4
Hauraki District Council	1	1
Horowhenua District Council	2	2
Hurunui District Council	2	2
Hutt City Council	5	5
Invercargill City Council	1	1
Kapiti Coast District Council	11	8
Kawarau District Council	1	1
Manawatu District Council	1	1
Marlborough District Council	5	5
Matamata-Piako District Council	3	3
Napier City Council	2	2
Nelson City Council	4	4
New Plymouth District Council	6	6
Opotiki District Council	1	1
Palmerston North City Council	5	5
Porirua City Council	11	11
Queenstown-Lakes District Council	107	8
Rotorua District Council	4	4
Selwyn District Council	2	2
Taranua District Council	1	1
Tasman District Council	6	6
Taupo District Council	2	2
Tauranga City Council	275	45
Thames-Coromandel District Council	19	15
Timaru District Council	1	1
Upper Hutt City Council	3	3
Waikato District Council	3	3
Waimakariri District Council	2	2
Wanganui District Council	1	1
Wellington City Council	376	79
Western Bay of Plenty District Council	9	9
Whakatane District Council	4	4
Whangarei District Council	12	12
Totals For All Other Territorial Authorities:	1041	349
Grand Totals:	4495	1066

1. Territorial Authorities not shown in the table above don't have any open claims.

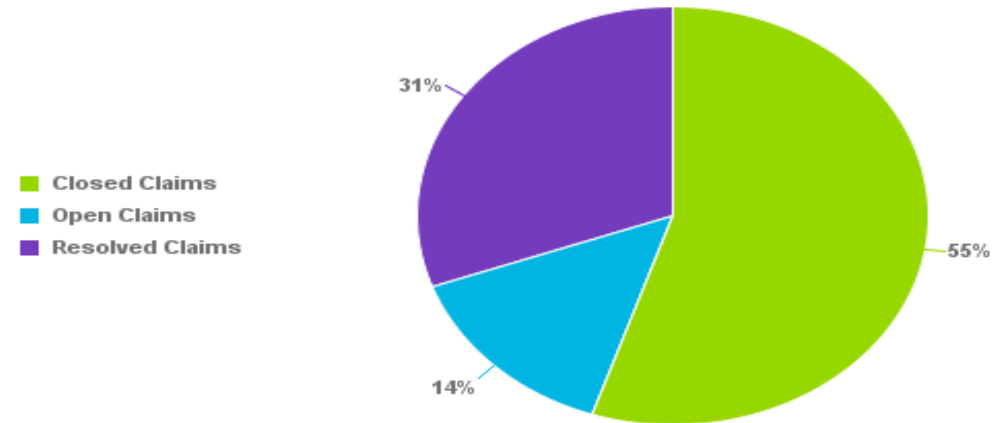
Weathertight Home Resolution Services (WHRS) Claims Statistics: 30 April 2015

As at 30 April 2015, MBIE had received 7,267 WHRS claims lodged for 12,245 properties.

The Weathertight Service has completed 14,455 property assessments (some owners request more than one assessment).

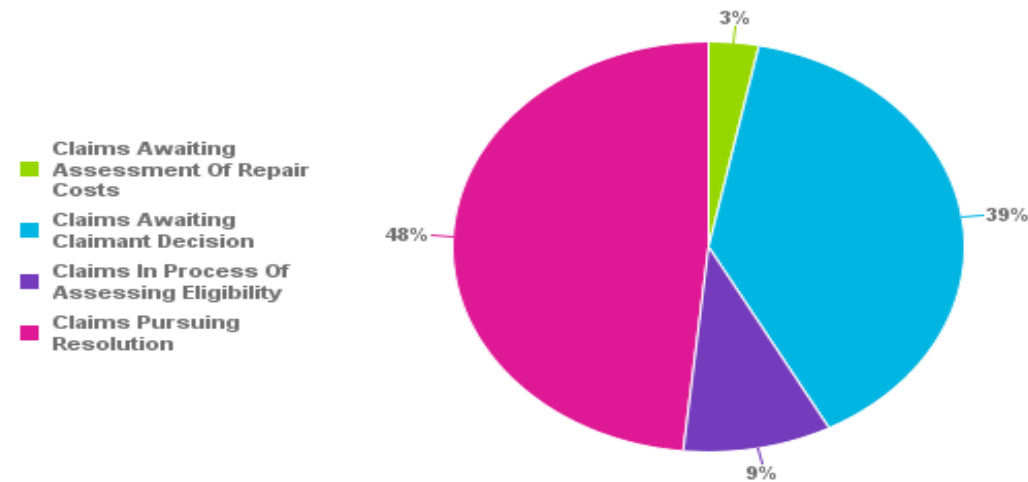
Under the WHRS Act 2006, we accept applications for multi-unit properties as single claims.

Total Claims



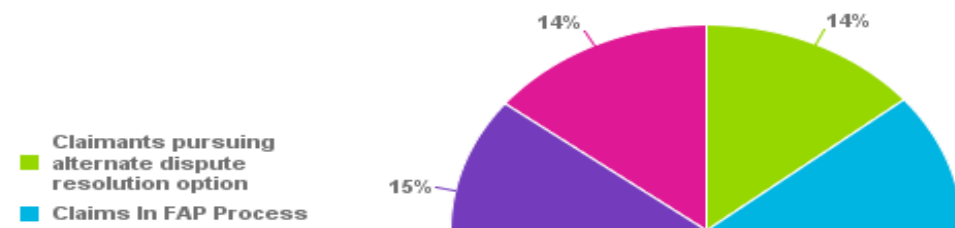
Claim Closed, Open or Resolved	Count of Claims	Percentage
Closed Claims	4005	55.0%
Open Claims	1045	14.0%
Resolved Claims	2217	31.0%
Total Count Of Claims:	7267	100.00%

Open Claims



Open Claim Status Category	Count of Claims	Percentage
Claims Awaiting Assessment Of Repair Costs	33	3.0%
Claims Awaiting Claimant Decision	408	39.0%
Claims In Process Of Assessing Eligibility	98	9.0%
Claims Pursuing Resolution	506	48.0%
Total Count Of Open Claims:	1045	100.00%

Claims Pursuing Resolution



Resolution Status	Count of Claims	Percentage
Claimants pursuing alternate dispute resolution option	71	14.0%
Claims In FAP Process	287	57.0%

- Claims In WHRS Resolution Process
- Claims Repairing Outside FAP Process



Claims In WHRS Resolution Process	75	15.0%
Claims Repairing Outside FAP Process	73	14.0%
Total Count Of Claims Pursuing Resolution:	506	100.00%

1. Claims can be closed for a number of reasons including the following: claim discontinued by a claimant; claim being ineligible; property changed ownership; claim withdrawn under the WHRS 2006 Act; claim not progressing; claim transferred to another jurisdiction by the Weathertight Homes Tribunal (WHT) or claim terminated by the WHT.
2. After the claim is decided eligible, claimants can decide to proceed with FAP assisted repairs, repair on their own and then seek to resolve their claim or resolve first and then proceed with repairs.
3. Claims pursuing the Financial Assistance Package (FAP) are allowed to proceed with other resolution options at the same time. The number includes claims that proceed with FAP and also those that proceed with FAP and one other resolution option.

Weathertight Home Resolution Services (WHRS) Open Claims by Territorial Authority: 30 April 2015

Territorial Authority where the building consent was issued	Number of properties with open claims as at 30 April 2015	Number of open claims as at 30 April 2015
Auckland		
Auckland City Council	2596	385
Franklin District Council	8	8
Manukau City Council	77	38
North Shore City Council	306	95
Papakura District Council	3	3
Rodney District Council	41	32
Waitakere City Council	298	137
Totals For Auckland:	3329	698
All Other Territorial Authorities		
Buller District Council	1	1
Central Hawkes Bay District Council	1	1
Christchurch City Council	94	71
Far North District Council	3	3
Gisborne District Council	26	4
Hamilton City Council	18	10
Hastings District Council	3	3
Hauraki District Council	1	1
Horowhenua District Council	3	3
Hurunui District Council	2	2
Hutt City Council	5	5
Invercargill City Council	1	1
Kapiti Coast District Council	11	8
Kawarau District Council	1	1
Manawatu District Council	1	1
Marlborough District Council	5	5
Matamata-Piako District Council	3	3
Napier City Council	2	2
Nelson City Council	4	4
New Plymouth District Council	6	6
Opotiki District Council	1	1
Palmerston North City Council	4	4
Porirua City Council	11	11
Queenstown-Lakes District Council	111	9
Rotorua District Council	4	4
Selwyn District Council	2	2
Taranaki District Council	1	1
Tasman District Council	6	6
Taupo District Council	2	2
Tauranga City Council	276	46
Thames-Coromandel District Council	18	14
Timaru District Council	1	1
Upper Hutt City Council	3	3
Waikato District Council	3	3
Waimakariri District Council	2	2
Wanganui District Council	1	1
Wellington City Council	373	76
Western Bay of Plenty District Council	10	10
Whakatane District Council	4	4
Whangarei District Council	12	12
Totals For All Other Territorial Authorities:	1036	347
Grand Totals:	4365	1045

1. Territorial Authorities not shown in the table above don't have any open claims.

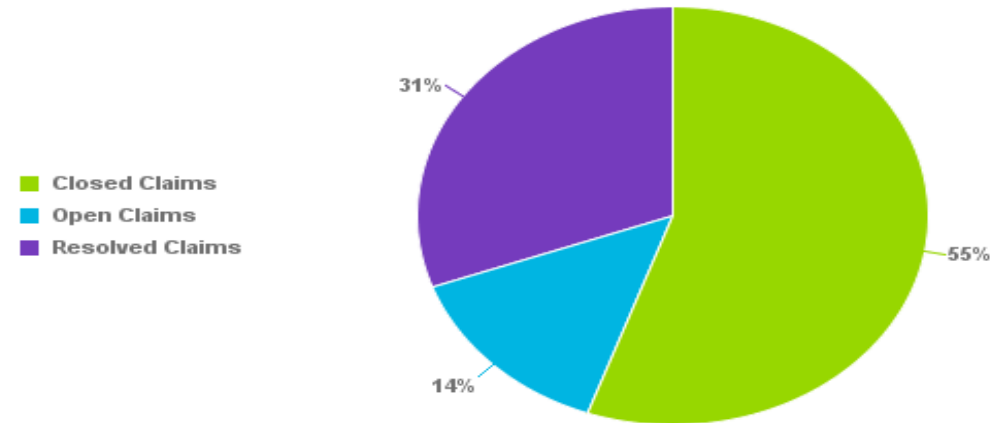
Weathertight Home Resolution Services (WHRS) Claims Statistics: 31 May 2015

As at 31 May 2015, MBIE had received 7,268 WHRS claims lodged for 12,250 properties.

The Weathertight Service has completed 14,656 property assessments (some owners request more than one assessment).

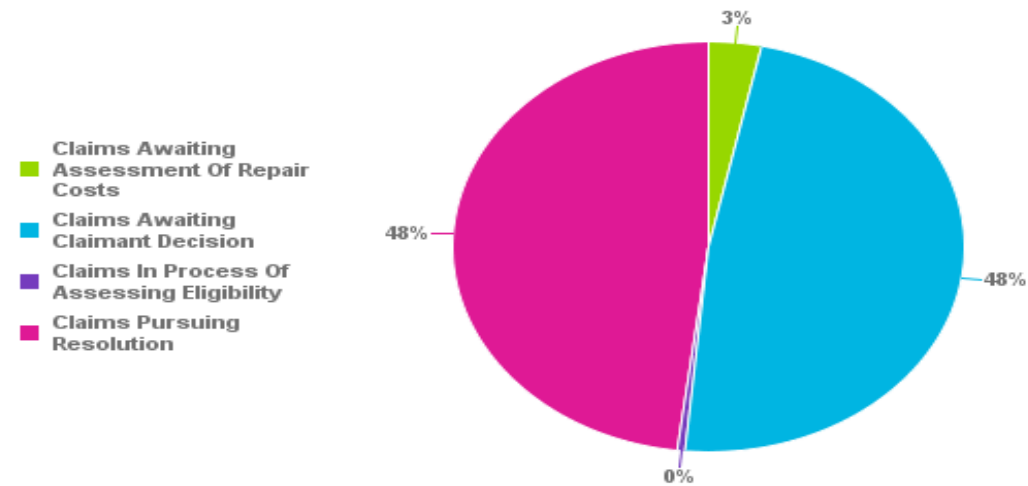
Under the WHRS Act 2006, we accept applications for multi-unit properties as single claims.

Total Claims



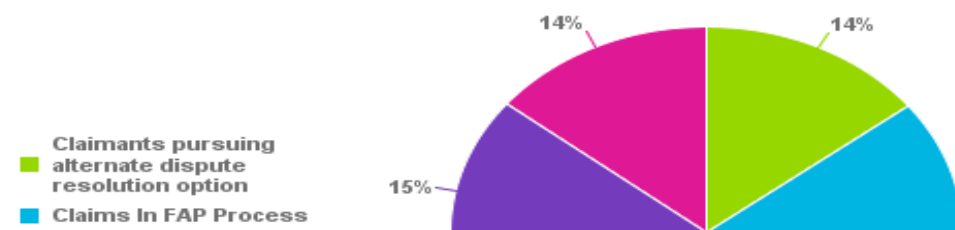
Claim Closed, Open or Resolved	Count of Claims	Percentage
Closed Claims	4027	55.0%
Open Claims	1022	14.0%
Resolved Claims	2219	31.0%
Total Count Of Claims:	7268	100.00%

Open Claims



Open Claim Status Category	Count of Claims	Percentage
Claims Awaiting Assessment Of Repair Costs	34	3.0%
Claims Awaiting Claimant Decision	492	48.0%
Claims In Process Of Assessing Eligibility	5	0.0%
Claims Pursuing Resolution	491	48.0%
Total Count Of Open Claims:	1022	100.00%

Claims Pursuing Resolution



Resolution Status	Count of Claims	Percentage
Claimants pursuing alternate dispute resolution option	71	14.0%
Claims In FAP Process	276	56.0%

- Claims In WHRS Resolution Process
- Claims Repairing Outside FAP Process



Claims In WHRS Resolution Process	74	15.0%
Claims Repairing Outside FAP Process	70	14.0%
Total Count Of Claims Pursuing Resolution:	491	100.00%

1. Claims can be closed for a number of reasons including the following: claim discontinued by a claimant; claim being ineligible; property changed ownership; claim withdrawn under the WHRS 2006 Act; claim not progressing; claim transferred to another jurisdiction by the Weathertight Homes Tribunal (WHT) or claim terminated by the WHT.
2. After the claim is decided eligible, claimants can decide to proceed with FAP assisted repairs, repair on their own and then seek to resolve their claim or resolve first and then proceed with repairs.
3. Claims pursuing the Financial Assistance Package (FAP) are allowed to proceed with other resolution options at the same time. The number includes claims that proceed with FAP and also those that proceed with FAP and one other resolution option.

Weatheright Home Resolution Services (WHRS) Open Claims by Territorial Authority: 31 May 2015

Territorial Authority where the building consent was issued	Number of properties with open claims as at 31 May 2015	Number of open claims as at 31 May 2015
Auckland		
Auckland City Council	2594	379
Franklin District Council	8	8
Manukau City Council	76	37
North Shore City Council	302	91
Papakura District Council	3	3
Rodney District Council	38	29
Waitakere City Council	298	137
Totals For Auckland:	3319	684
All Other Territorial Authorities		
Buller District Council	1	1
Central Hawkes Bay District Council	1	1
Christchurch City Council	94	71
Far North District Council	3	3
Gisborne District Council	26	4
Hamilton City Council	18	10
Hastings District Council	3	3
Hauraki District Council	1	1
Horowhenua District Council	3	3
Hurunui District Council	2	2
Hutt City Council	5	5
Invercargill City Council	1	1
Kapiti Coast District Council	11	8
Kawarau District Council	1	1
Manawatu District Council	1	1
Marlborough District Council	4	4
Matamata-Piako District Council	2	2
Napier City Council	2	2
Nelson City Council	4	4
New Plymouth District Council	5	5
Opotiki District Council	1	1
Palmerston North City Council	3	3
Porirua City Council	11	11
Queenstown-Lakes District Council	111	9
Rotorua District Council	4	4
Selwyn District Council	2	2
Taranaki District Council	1	1
Tasman District Council	6	6
Taupo District Council	2	2
Tauranga City Council	274	44
Thames-Coromandel District Council	17	13
Timaru District Council	1	1
Upper Hutt City Council	3	3
Waikato District Council	3	3
Waimakariri District Council	2	2
Wanganui District Council	1	1
Wellington City Council	371	74
Western Bay of Plenty District Council	10	10
Whakatane District Council	4	4
Whangarei District Council	12	12
Totals For All Other Territorial Authorities:	1027	338
Grand Totals:	4346	1022

1. Territorial Authorities not shown in the table above don't have any open claims.

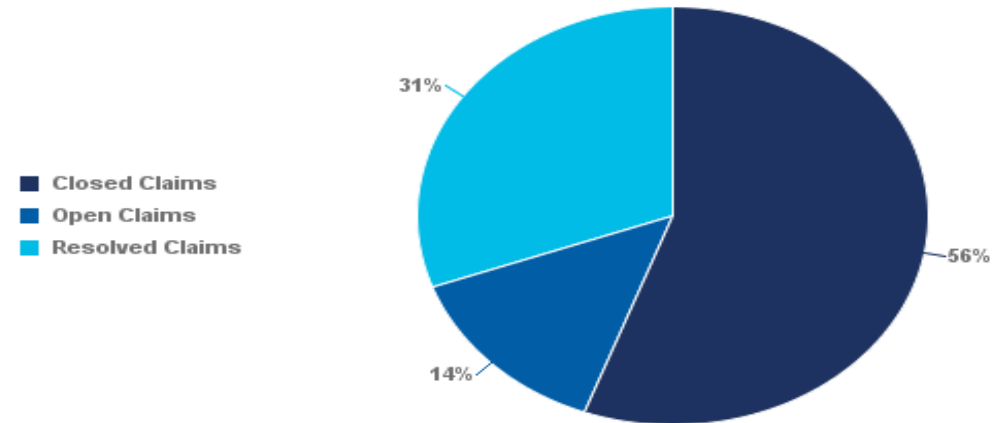
Weathertight Home Resolution Services (WHRS) Claims Statistics: 30 June 2015

As at 30 June 2015, MBIE had received 7,271 WHRS claims lodged for 12,278 properties.

The Weathertight Service has completed 14,668 property assessments (some owners request more than one assessment).

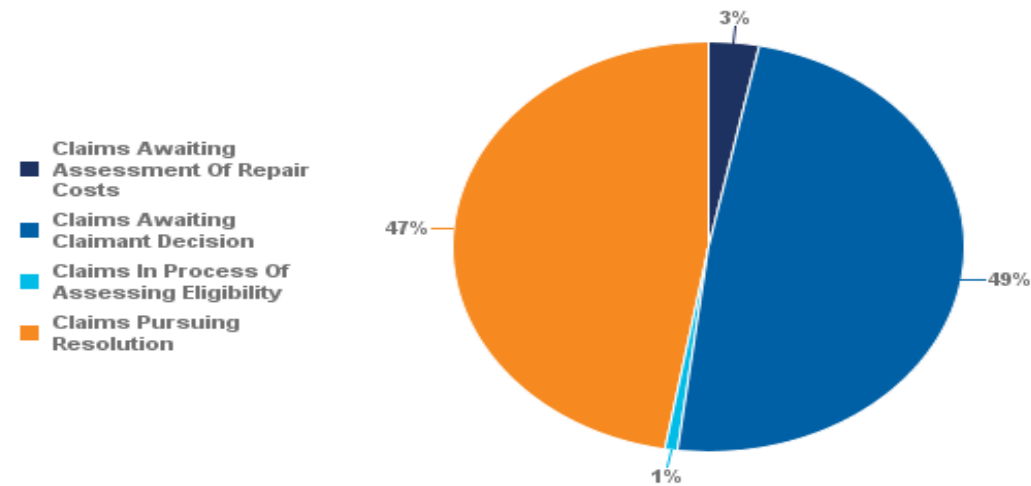
Under the WHRS Act 2006, we accept applications for multi-unit properties as single claims.

Total Claims



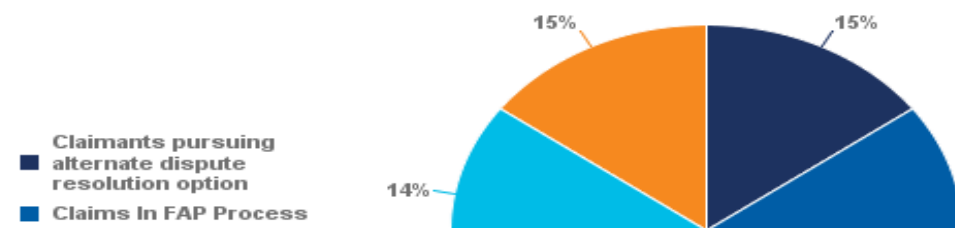
Claim Closed, Open or Resolved	Count of Claims	Percentage
Closed Claims	4044	56.0%
Open Claims	1007	14.0%
Resolved Claims	2220	31.0%
Total Count Of Claims:	7271	100.00%

Open Claims



Open Claim Status Category	Count of Claims	Percentage
Claims Awaiting Assessment Of Repair Costs	32	3.0%
Claims Awaiting Claimant Decision	491	49.0%
Claims In Process Of Assessing Eligibility	8	1.0%
Claims Pursuing Resolution	476	47.0%
Total Count Of Open Claims:	1007	100.00%

Claims Pursuing Resolution



Resolution Status	Count of Claims	Percentage
Claimants pursuing alternate dispute resolution option	71	15.0%
Claims In FAP Process	265	56.0%

- Claims In WHRS Resolution Process
- Claims Repairing Outside FAP Process



Claims In WHRS Resolution Process	69	14.%
Claims Repairing Outside FAP Process	71	15.%
Total Count Of Claims Pursuing Resolution:	476	100.00%

1. Claims can be closed for a number of reasons including the following: claim discontinued by a claimant; claim being ineligible; property changed ownership; claim withdrawn under the WHRS 2006 Act; claim not progressing; claim transferred to another jurisdiction by the Weathertight Homes Tribunal (WHT) or claim terminated by the WHT.
2. After the claim is decided eligible, claimants can decide to proceed with FAP assisted repairs, repair on their own and then seek to resolve their claim or resolve first and then proceed with repairs.
3. Claims pursuing the Financial Assistance Package (FAP) are allowed to proceed with other resolution options at the same time. The number includes claims that proceed with FAP and also those that proceed with FAP and one other resolution option.

Weathertight Home Resolution Services (WHRS) Open Claims by Territorial Authority: 30 June 2015

Territorial Authority where the building consent was issued	Number of properties with open claims as at 30 June 2015	Number of open claims as at 30 June 2015
Auckland		
Auckland City Council	2614	377
Franklin District Council	8	8
Manukau City Council	74	35
North Shore City Council	301	90
Papakura District Council	3	3
Rodney District Council	38	29
Waitakere City Council	296	135
Totals For Auckland:	3334	677
All Other Territorial Authorities		
Buller District Council	1	1
Central Hawkes Bay District Council	1	1
Christchurch City Council	93	70
Far North District Council	3	3
Gisborne District Council	26	4
Hamilton City Council	18	10
Hastings District Council	2	2
Hauraki District Council	1	1
Horowhenua District Council	2	2
Hurunui District Council	2	2
Hutt City Council	5	5
Invercargill City Council	1	1
Kapiti Coast District Council	11	8
Kawarau District Council	1	1
Manawatu District Council	2	2
Marlborough District Council	4	4
Matamata-Piako District Council	2	2
Napier City Council	2	2
Nelson City Council	4	4
New Plymouth District Council	5	5
Opotiki District Council	1	1
Palmerston North City Council	3	3
Porirua City Council	11	11
Queenstown-Lakes District Council	111	9
Rotorua District Council	4	4
Selwyn District Council	2	2
Taranaki District Council	1	1
Tasman District Council	6	6
Taupo District Council	2	2
Tauranga City Council	277	44
Thames-Coromandel District Council	16	12
Timaru District Council	1	1
Upper Hutt City Council	2	2
Waikato District Council	3	3
Waimakariri District Council	1	1
Wanganui District Council	1	1
Wellington City Council	349	71
Western Bay of Plenty District Council	10	10
Whakatane District Council	4	4
Whangarei District Council	12	12
Totals For All Other Territorial Authorities:	1003	330
Grand Totals:	4337	1007

1. Territorial Authorities not shown in the table above don't have any open claims.

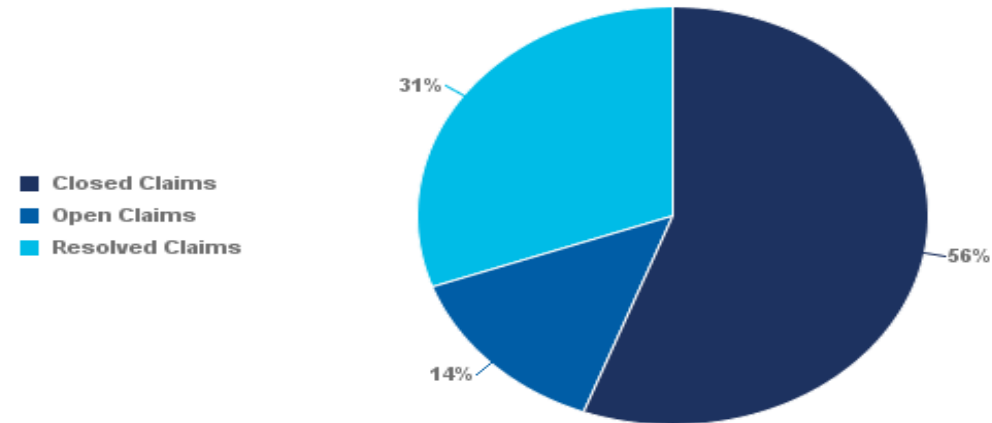
Weathertight Home Resolution Services (WHRS) Claims Statistics: 31 July 2015

As at 31 July 2015, MBIE had received 7,280 WHRS claims lodged for 12,304 properties.

The Weathertight Service has completed 14,713 property assessments (some owners request more than one assessment).

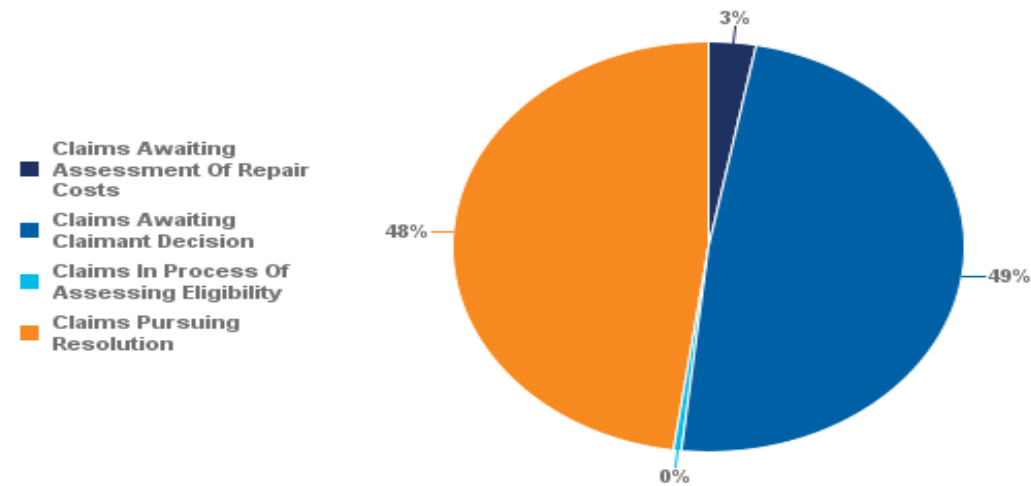
Under the WHRS Act 2006, we accept applications for multi-unit properties as single claims.

Total Claims



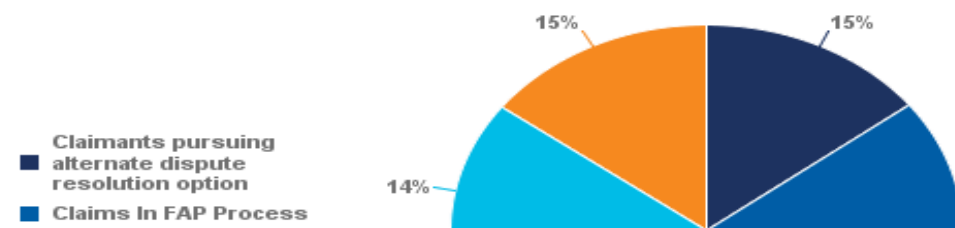
Claim Closed, Open or Resolved	Count of Claims	Percentage
Closed Claims	4053	56.0%
Open Claims	1006	14.0%
Resolved Claims	2221	31.0%
Total Count Of Claims:	7280	100.00%

Open Claims



Open Claim Status Category	Count of Claims	Percentage
Claims Awaiting Assessment Of Repair Costs	30	3.0%
Claims Awaiting Claimant Decision	490	49.0%
Claims In Process Of Assessing Eligibility	5	0.0%
Claims Pursuing Resolution	481	48.0%
Total Count Of Open Claims:	1006	100.00%

Claims Pursuing Resolution



Resolution Status	Count of Claims	Percentage
Claimants pursuing alternate dispute resolution option	70	15.0%
Claims In FAP Process	271	56.0%

■ Claims In WHRS Resolution Process
■ Claims Repairing Outside FAP Process



Claims In WHRS Resolution Process	69	14.%
Claims Repairing Outside FAP Process	71	15.%
Total Count Of Claims Pursuing Resolution:	481	100.00%

1. Claims can be closed for a number of reasons including the following: claim discontinued by a claimant; claim being ineligible; property changed ownership; claim withdrawn under the WHRS 2006 Act; claim not progressing; claim transferred to another jurisdiction by the Weathertight Homes Tribunal (WHT) or claim terminated by the WHT.

2. After the claim is decided eligible, claimants can decide to proceed with FAP assisted repairs, repair on their own and then seek to resolve their claim or resolve first and then proceed with repairs.

3. Claims pursuing the Financial Assistance Package (FAP) are allowed to proceed with other resolution options at the same time. The number includes claims that proceed with FAP and also those that proceed with FAP and one other resolution option.

Weathertight Home Resolution Services (WHRS) Open Claims by Territorial Authority: 31 July 2015

Territorial Authority where the building consent was issued	Number of properties with open claims as at 31 July 2015	Number of open claims as at 31 July 2015
Auckland		
Auckland City Council	2620	373
Franklin District Council	8	8
Manukau City Council	75	36
North Shore City Council	301	90
Papakura District Council	3	3
Rodney District Council	36	28
Waitakere City Council	298	137
Totals For Auckland:	3341	675
All Other Territorial Authorities		
Buller District Council	1	1
Central Hawkes Bay District Council	1	1
Christchurch City Council	93	70
Far North District Council	3	3
Gisborne District Council	26	4
Hamilton City Council	18	9
Hastings District Council	2	2
Hauraki District Council	1	1
Horowhenua District Council	2	2
Hurunui District Council	2	2
Hutt City Council	6	6
Invercargill City Council	1	1
Kapiti Coast District Council	11	8
Kawarau District Council	1	1
Manawatu District Council	2	2
Marlborough District Council	4	4
Matamata-Piako District Council	2	2
Napier City Council	2	2
Nelson City Council	4	4
New Plymouth District Council	5	5
Opotiki District Council	1	1
Palmerston North City Council	3	3
Porirua City Council	11	11
Queenstown-Lakes District Council	111	9
Rotorua District Council	4	4
Selwyn District Council	2	2
Taranaki District Council	1	1
Tasman District Council	6	6
Taupo District Council	2	2
Tauranga City Council	285	45
Thames-Coromandel District Council	16	12
Timaru District Council	1	1
Upper Hutt City Council	2	2
Waikato District Council	3	3
Waimakariri District Council	1	1
Wanganui District Council	1	1
Wellington City Council	349	71
Western Bay of Plenty District Council	10	10
Whakatane District Council	4	4
Whangarei District Council	12	12
Totals For All Other Territorial Authorities:	1012	331
Grand Totals:	4353	1006

1. Territorial Authorities not shown in the table above don't have any open claims.

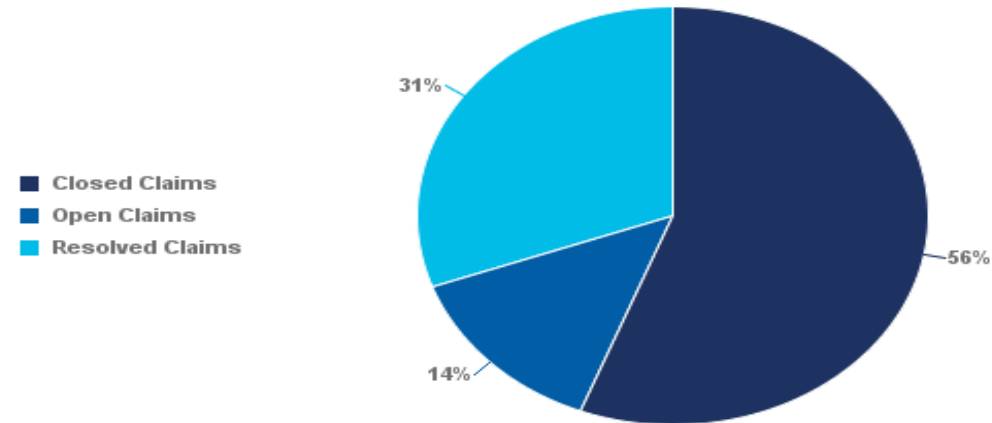
Weathertight Home Resolution Services (WHRS) Claims Statistics: 31 August 2015

As at 31 August 2015, MBIE had received 7,285 WHRS claims lodged for 12,427 properties.

The Weathertight Service has completed 14,940 property assessments (some owners request more than one assessment).

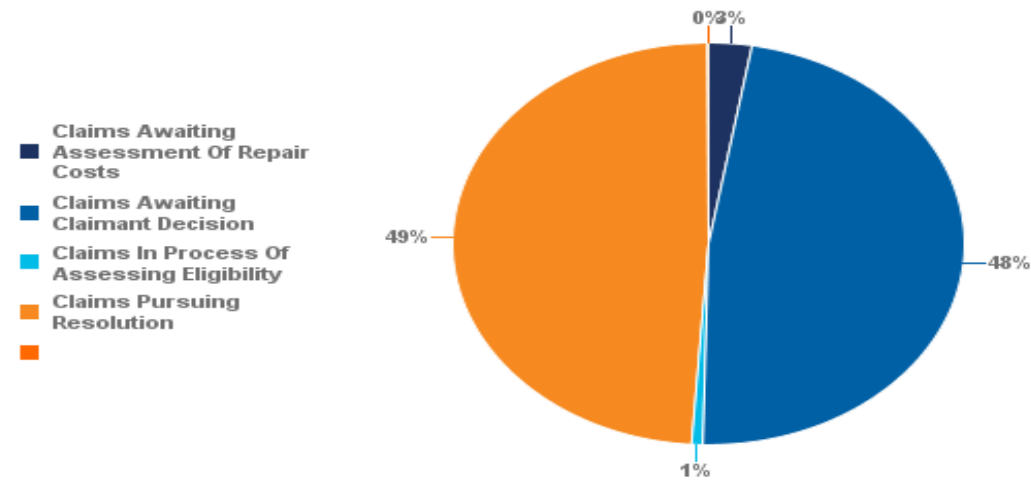
Under the WHRS Act 2006, we accept applications for multi-unit properties as single claims.

Total Claims



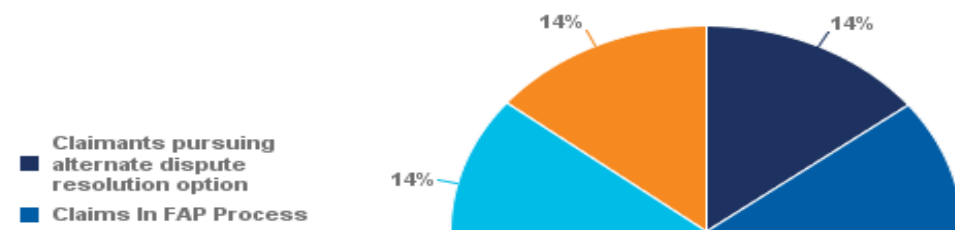
Claim Closed, Open or Resolved	Count of Claims	Percentage
Closed Claims	4071	56.0%
Open Claims	991	14.0%
Resolved Claims	2223	31.0%
Total Count Of Claims:	7285	100.00%

Open Claims



Open Claim Status Category	Count of Claims	Percentage
Claims Awaiting Assessment Of Repair Costs	27	3.0%
Claims Awaiting Claimant Decision	472	48.0%
Claims In Process Of Assessing Eligibility	7	1.0%
Claims Pursuing Resolution	484	49.0%
Claims Pursuing Alternate Dispute Resolution Option	1	0.0%
Total Count Of Open Claims:	991	100.00%

Claims Pursuing Resolution



Resolution Status	Count of Claims	Percentage
Claimants pursuing alternate dispute resolution option	70	14.0%
Claims In FAP Process	277	57.0%

■ Claims In WHRS Resolution Process
■ Claims Repairing Outside FAP Process



Claims In WHRS Resolution Process	68	14.%
Claims Repairing Outside FAP Process	69	14.%
Total Count Of Claims Pursuing Resolution:	484	100.00%

1. Claims can be closed for a number of reasons including the following: claim discontinued by a claimant; claim being ineligible; property changed ownership; claim withdrawn under the WHRS 2006 Act; claim not progressing; claim transferred to another jurisdiction by the Weathertight Homes Tribunal (WHT) or claim terminated by the WHT.

2. After the claim is decided eligible, claimants can decide to proceed with FAP assisted repairs, repair on their own and then seek to resolve their claim or resolve first and then proceed with repairs.

3. Claims pursuing the Financial Assistance Package (FAP) are allowed to proceed with other resolution options at the same time. The number includes claims that proceed with FAP and also those that proceed with FAP and one other resolution option.

Weathertight Home Resolution Services (WHRS) Open Claims by Territorial Authority: 31 August 2015

Territorial Authority where the building consent was issued	Number of properties with open claims as at 31 August 2015	Number of open claims as at 31 August 2015
Auckland		
Auckland City Council	2614	366
Franklin District Council	8	8
Manukau City Council	75	36
North Shore City Council	300	89
Papakura District Council	3	3
Rodney District Council	35	27
Waitakere City Council	416	138
Totals For Auckland:	3451	667
All Other Territorial Authorities		
Buller District Council	1	1
Central Hawkes Bay District Council	1	1
Christchurch City Council	92	69
Far North District Council	3	3
Gisborne District Council	25	3
Hamilton City Council	18	9
Hastings District Council	2	2
Hauraki District Council	1	1
Horowhenua District Council	1	1
Hurunui District Council	2	2
Hutt City Council	6	6
Invercargill City Council	1	1
Kapiti Coast District Council	11	8
Kawarau District Council	1	1
Manawatu District Council	2	2
Marlborough District Council	4	4
Matamata-Piako District Council	2	2
Napier City Council	2	2
Nelson City Council	4	4
New Plymouth District Council	5	5
Opotiki District Council	1	1
Palmerston North City Council	3	3
Porirua City Council	11	11
Queenstown-Lakes District Council	111	9
Rotorua District Council	4	4
Selwyn District Council	2	2
Taranaki District Council	1	1
Tasman District Council	6	6
Taupo District Council	2	2
Tauranga City Council	282	42
Thames-Coromandel District Council	16	12
Timaru District Council	1	1
Upper Hutt City Council	2	2
Waikato District Council	3	3
Waimakariri District Council	1	1
Wanganui District Council	1	1
Wellington City Council	349	71
Western Bay of Plenty District Council	10	10
Whakatane District Council	4	4
Whangarei District Council	11	11
Totals For All Other Territorial Authorities:	1005	324
Grand Totals:	4456	991

1. Territorial Authorities not shown in the table above don't have any open claims.

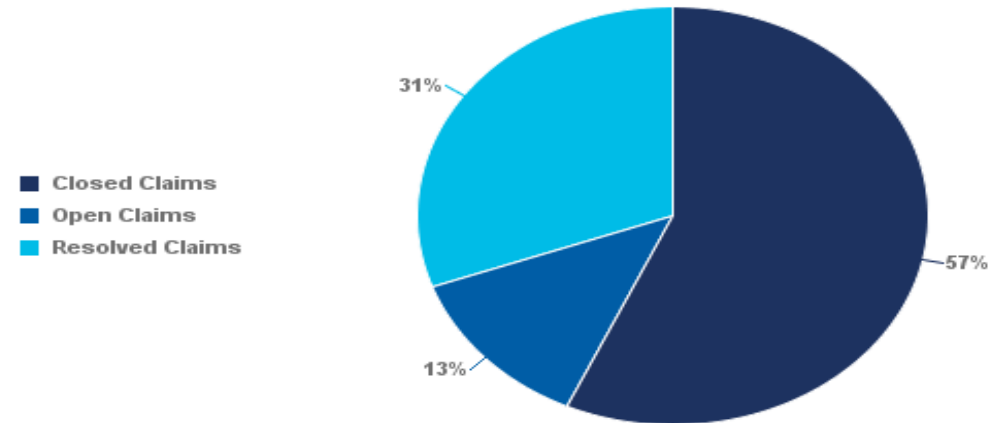
Weathertight Home Resolution Services (WHRS) Claims Statistics: 30 September 2015

As at 30 September 2015, MBIE had received 7,288 WHRS claims lodged for 12,450 properties.

The Weathertight Service has completed 14,958 property assessments (some owners request more than one assessment).

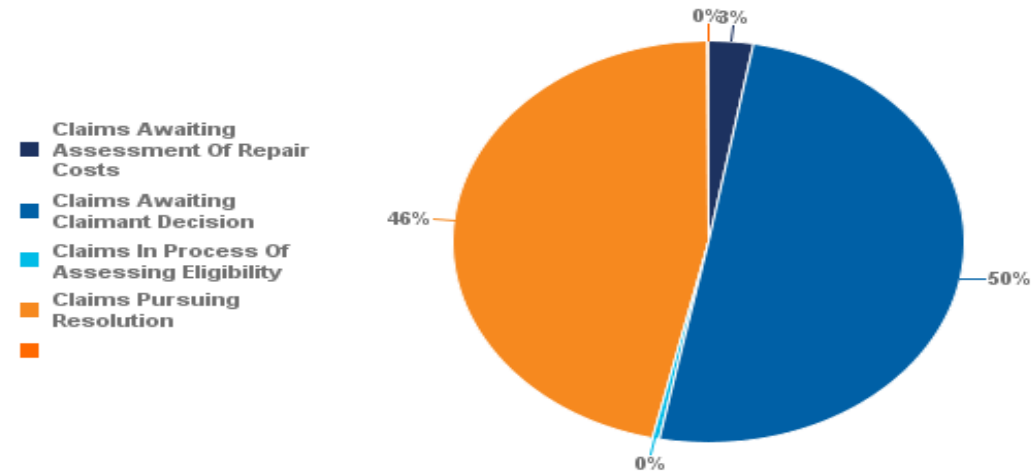
Under the WHRS Act 2006, we accept applications for multi-unit properties as single claims.

Total Claims



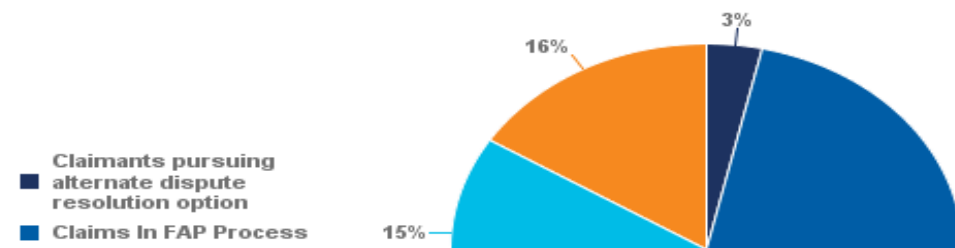
Claim Closed, Open or Resolved	Count of Claims	Percentage
Closed Claims	4139	57.0%
Open Claims	925	13.0%
Resolved Claims	2224	31.0%
Total Count Of Claims:	7288	100.00%

Open Claims



Open Claim Status Category	Count of Claims	Percentage
Claims Awaiting Assessment Of Repair Costs	26	3.0%
Claims Awaiting Claimant Decision	465	50.0%
Claims In Process Of Assessing Eligibility	4	0.0%
Claims Pursuing Resolution	429	46.0%
	1	0.0%
Total Count Of Open Claims:	925	100.00%

Claims Pursuing Resolution



Resolution Status	Count of Claims	Percentage
Claimants pursuing alternate dispute resolution option	15	3.0%
Claims In FAP Process	279	65.0%

■ Claims In WHRS Resolution Process
■ Claims Repairing Outside FAP Process



Claims In WHRS Resolution Process	66	15.0%
Claims Repairing Outside FAP Process	69	16.0%
Total Count Of Claims Pursuing Resolution:	429	100.00%

1. Claims can be closed for a number of reasons including the following: claim discontinued by a claimant; claim being ineligible; property changed ownership; claim withdrawn under the WHRS 2006 Act; claim not progressing; claim transferred to another jurisdiction by the Weathertight Homes Tribunal (WHT) or claim terminated by the WHT.

2. After the claim is decided eligible, claimants can decide to proceed with FAP assisted repairs, repair on their own and then seek to resolve their claim or resolve first and then proceed with repairs.

3. Claims pursuing the Financial Assistance Package (FAP) are allowed to proceed with other resolution options at the same time. The number includes claims that proceed with FAP and also those that proceed with FAP and one other resolution option.

Weatheright Home Resolution Services (WHRS) Open Claims by Territorial Authority: 30 September 2015

Territorial Authority where the building consent was issued	Number of properties with open claims as at 30 September 2015	Number of open claims as at 30 September 2015
Auckland		
Auckland City Council	2612	363
Franklin District Council	8	8
Manukau City Council	75	36
North Shore City Council	299	88
Papakura District Council	3	3
Rodney District Council	34	26
Waitakere City Council	361	83
Totals For Auckland:	3392	607
All Other Territorial Authorities		
Buller District Council	1	1
Central Hawkes Bay District Council	1	1
Christchurch City Council	91	67
Far North District Council	3	3
Gisborne District Council	25	3
Hamilton City Council	18	9
Hastings District Council	1	1
Hauraki District Council	1	1
Horowhenua District Council	1	1
Hurunui District Council	2	2
Hutt City Council	6	6
Invercargill City Council	1	1
Kapiti Coast District Council	11	8
Kawarau District Council	1	1
Manawatu District Council	2	2
Marlborough District Council	4	4
Matamata-Piako District Council	2	2
Napier City Council	2	2
Nelson City Council	4	4
New Plymouth District Council	5	5
Opotiki District Council	1	1
Palmerston North City Council	3	3
Porirua City Council	11	11
Queenstown-Lakes District Council	130	10
Rotorua District Council	4	4
Selwyn District Council	2	2
Taranaki District Council	1	1
Tasman District Council	6	6
Taupo District Council	2	2
Tauranga City Council	281	41
Thames-Coromandel District Council	15	11
Timaru District Council	1	1
Upper Hutt City Council	2	2
Waikato District Council	3	3
Waimakariri District Council	1	1
Wanganui District Council	1	1
Wellington City Council	348	70
Western Bay of Plenty District Council	9	9
Whakatane District Council	4	4
Whangarei District Council	11	11
Totals For All Other Territorial Authorities:	1018	318
Grand Totals:	4410	925

1. Territorial Authorities not shown in the table above don't have any open claims.

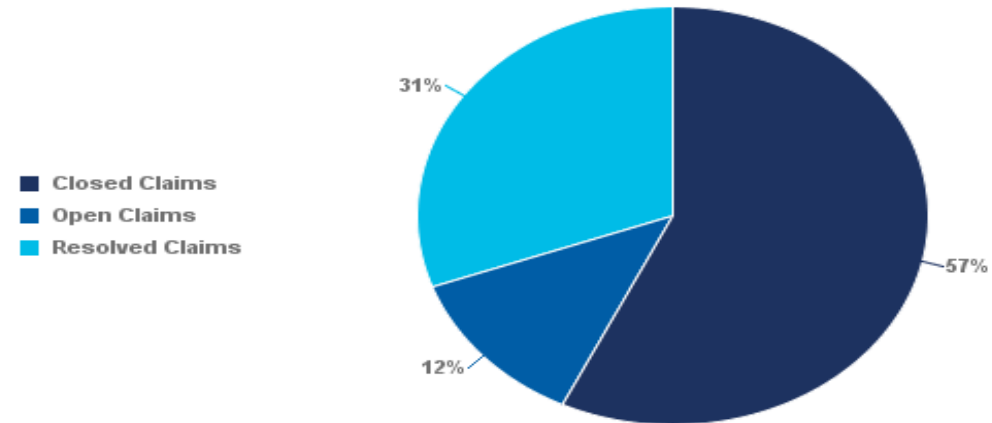
Weathertight Home Resolution Services (WHRS) Claims Statistics: 31 October 2015

As at 31 October 2015, MBIE had received 7,291 WHRS claims lodged for 12,481 properties.

The Weathertight Service has completed 15,033 property assessments (some owners request more than one assessment).

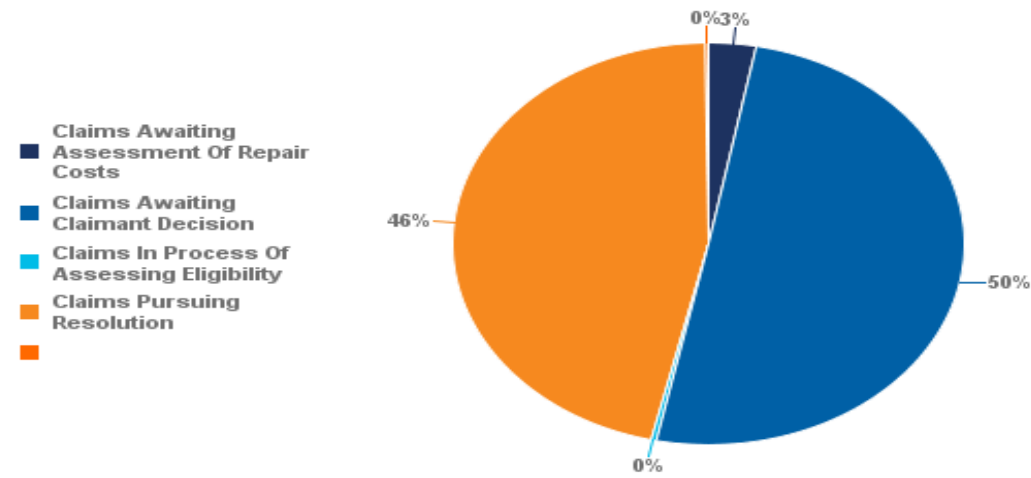
Under the WHRS Act 2006, we accept applications for multi-unit properties as single claims.

Total Claims



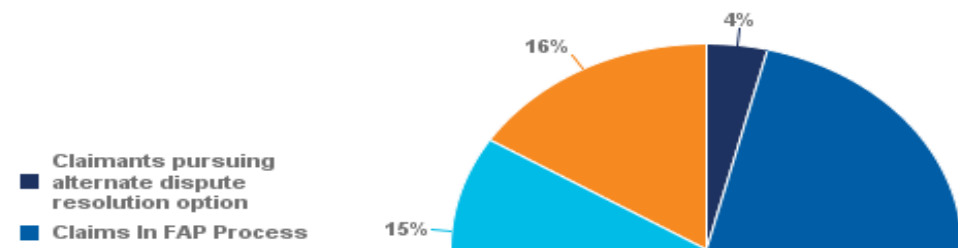
Claim Closed, Open or Resolved	Count of Claims	Percentage
Closed Claims	4163	57.0%
Open Claims	903	12.0%
Resolved Claims	2225	31.0%
Total Count Of Claims:	7291	100.00%

Open Claims



Open Claim Status Category	Count of Claims	Percentage
Claims Awaiting Assessment Of Repair Costs	27	3.0%
Claims Awaiting Claimant Decision	454	50.0%
Claims In Process Of Assessing Eligibility	3	0.0%
Claims Pursuing Resolution	417	46.0%
	2	0.0%
Total Count Of Open Claims:	903	100.00%

Claims Pursuing Resolution



Resolution Status	Count of Claims	Percentage
Claimants pursuing alternate dispute resolution option	16	4.0%
Claims In FAP Process	271	65.0%

■ Claims In WHRS Resolution Process
■ Claims Repairing Outside FAP Process



Claims In WHRS Resolution Process	63	15.0%
Claims Repairing Outside FAP Process	67	16.0%
Total Count Of Claims Pursuing Resolution:	417	100.00%

1. Claims can be closed for a number of reasons including the following: claim discontinued by a claimant; claim being ineligible; property changed ownership; claim withdrawn under the WHRS 2006 Act; claim not progressing; claim transferred to another jurisdiction by the Weathertight Homes Tribunal (WHT) or claim terminated by the WHT.
2. After the claim is decided eligible, claimants can decide to proceed with FAP assisted repairs, repair on their own and then seek to resolve their claim or resolve first and then proceed with repairs.
3. Claims pursuing the Financial Assistance Package (FAP) are allowed to proceed with other resolution options at the same time. The number includes claims that proceed with FAP and also those that proceed with FAP and one other resolution option.

Weathertight Home Resolution Services (WHRS) Open Claims by Territorial Authority: 31 October 2015

Territorial Authority where the building consent was issued	Number of properties with open claims as at 31 October 2015	Number of open claims as at 31 October 2015
Auckland		
Auckland City Council	2618	357
Franklin District Council	7	7
Manukau City Council	71	32
North Shore City Council	297	86
Papakura District Council	3	3
Rodney District Council	33	25
Waitakere City Council	375	81
Totals For Auckland:	3404	591
All Other Territorial Authorities		
Buller District Council	1	1
Central Hawkes Bay District Council	1	1
Christchurch City Council	91	67
Far North District Council	3	3
Gisborne District Council	25	3
Hamilton City Council	18	9
Hastings District Council	1	1
Hauraki District Council	1	1
Horowhenua District Council	1	1
Hurunui District Council	2	2
Hutt City Council	6	6
Invercargill City Council	1	1
Kapiti Coast District Council	11	8
Kawarau District Council	1	1
Manawatu District Council	2	2
Marlborough District Council	3	3
Matamata-Piako District Council	2	2
Napier City Council	2	2
Nelson City Council	4	4
New Plymouth District Council	5	5
Opotiki District Council	1	1
Palmerston North City Council	3	3
Porirua City Council	11	11
Queenstown-Lakes District Council	130	10
Rotorua District Council	4	4
Selwyn District Council	2	2
Taranaki District Council	1	1
Tasman District Council	6	6
Taupo District Council	2	2
Tauranga City Council	237	37
Thames-Coromandel District Council	15	11
Timaru District Council	1	1
Upper Hutt City Council	2	2
Waikato District Council	3	3
Waimakariri District Council	1	1
Wanganui District Council	1	1
Wellington City Council	347	69
Western Bay of Plenty District Council	9	9
Whakatane District Council	4	4
Whangarei District Council	11	11
Totals For All Other Territorial Authorities:	972	312
Grand Totals:	4376	903

1. Territorial Authorities not shown in the table above don't have any open claims.

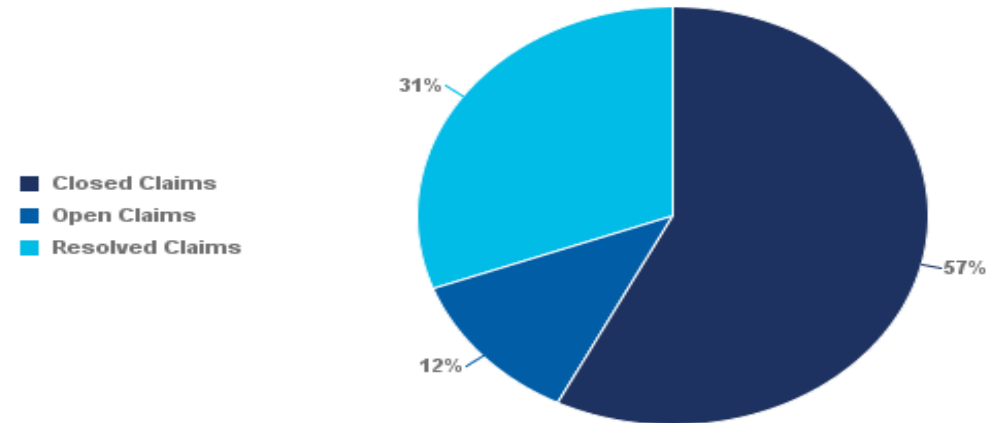
Weathertight Home Resolution Services (WHRS) Claims Statistics: 30 November 2015

As at 30 November 2015, MBIE had received 7,295 WHRS claims lodged for 12,485 properties.

The Weathertight Service has completed 15,334 property assessments (some owners request more than one assessment).

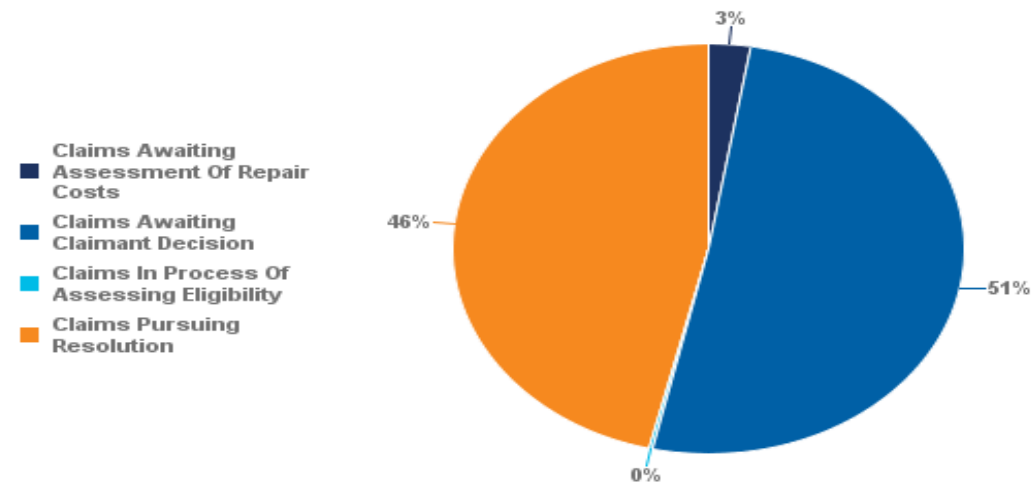
Under the WHRS Act 2006, we accept applications for multi-unit properties as single claims.

Total Claims



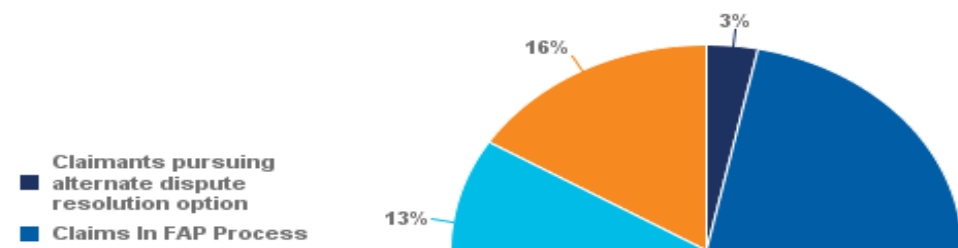
Claim Closed, Open or Resolved	Count of Claims	Percentage
Closed Claims	4190	57.0%
Open Claims	869	12.0%
Resolved Claims	2236	31.0%
Total Count Of Claims:	7295	100.00%

Open Claims



Open Claim Status Category	Count of Claims	Percentage
Claims Awaiting Assessment Of Repair Costs	23	3.0%
Claims Awaiting Claimant Decision	442	51.0%
Claims In Process Of Assessing Eligibility	2	0.0%
Claims Pursuing Resolution	402	46.0%
Total Count Of Open Claims:	869	100.00%

Claims Pursuing Resolution



Resolution Status	Count of Claims	Percentage
Claimants pursuing alternate dispute resolution option	13	3.0%
Claims In FAP Process	271	67.0%

■ Claims In WHRS Resolution Process
■ Claims Repairing Outside FAP Process



Claims In WHRS Resolution Process	53	13.0%
Claims Repairing Outside FAP Process	65	16.0%
Total Count Of Claims Pursuing Resolution:	402	100.00%

1. Claims can be closed for a number of reasons including the following: claim discontinued by a claimant; claim being ineligible; property changed ownership; claim withdrawn under the WHRS 2006 Act; claim not progressing; claim transferred to another jurisdiction by the Weathertight Homes Tribunal (WHT) or claim terminated by the WHT.
2. After the claim is decided eligible, claimants can decide to proceed with FAP assisted repairs, repair on their own and then seek to resolve their claim or resolve first and then proceed with repairs.
3. Claims pursuing the Financial Assistance Package (FAP) are allowed to proceed with other resolution options at the same time. The number includes claims that proceed with FAP and also those that proceed with FAP and one other resolution option.

Weathertight Home Resolution Services (WHRS) Open Claims by Territorial Authority: 30 November 2015

Territorial Authority where the building consent was issued	Number of properties with open claims as at 30 November 2015	Number of open claims as at 30 November 2015
Auckland		
Auckland City Council	2536	350
Franklin District Council	7	7
Manukau City Council	67	28
North Shore City Council	290	79
Papakura District Council	3	3
Rodney District Council	32	24
Waitakere City Council	246	74
Totals For Auckland:	3181	565
All Other Territorial Authorities		
Buller District Council	1	1
Central Hawkes Bay District Council	1	1
Christchurch City Council	92	68
Far North District Council	3	3
Gisborne District Council	25	3
Hamilton City Council	17	8
Hastings District Council	1	1
Hauraki District Council	1	1
Horowhenua District Council	1	1
Hurunui District Council	2	2
Hutt City Council	6	6
Kapiti Coast District Council	11	8
Kawarau District Council	1	1
Manawatu District Council	2	2
Marlborough District Council	3	3
Matamata-Piako District Council	2	2
Napier City Council	1	1
Nelson City Council	4	4
New Plymouth District Council	5	5
Opotiki District Council	1	1
Palmerston North City Council	3	3
Porirua City Council	10	10
Queenstown-Lakes District Council	131	11
Rotorua District Council	4	4
Selwyn District Council	2	2
Tararua District Council	1	1
Tasman District Council	6	6
Taupo District Council	1	1
Tauranga City Council	231	35
Thames-Coromandel District Council	13	9
Timaru District Council	1	1
Upper Hutt City Council	3	3
Waikato District Council	3	3
Waimakariri District Council	1	1
Wanganui District Council	1	1
Wellington City Council	346	68
Western Bay of Plenty District Council	9	9
Whakatane District Council	4	4
Whangarei District Council	10	10
Totals For All Other Territorial Authorities:	960	304
Grand Totals:	4141	869

1. Territorial Authorities not shown in the table above don't have any open claims.

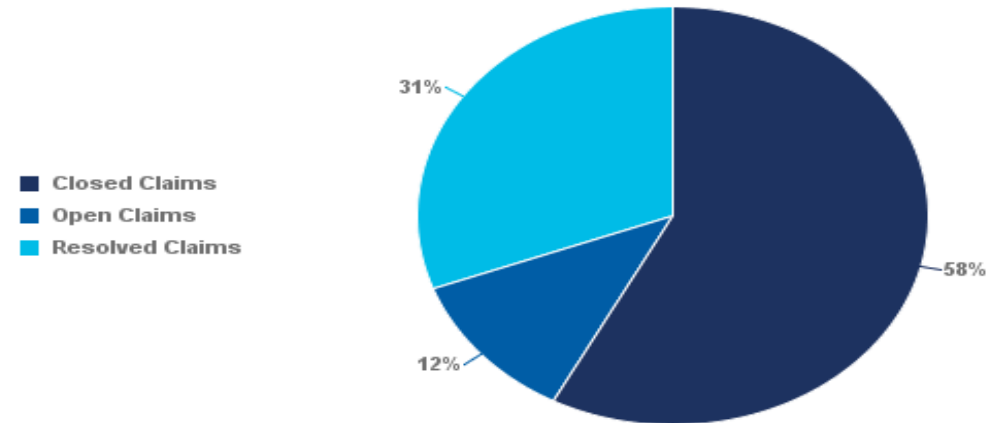
Weathertight Home Resolution Services (WHRS) Claims Statistics: 31 December 2015

As at 31 December 2015, MBIE had received 7,299 WHRS claims lodged for 12,511 properties.

The Weathertight Service has completed 15,350 property assessments (some owners request more than one assessment).

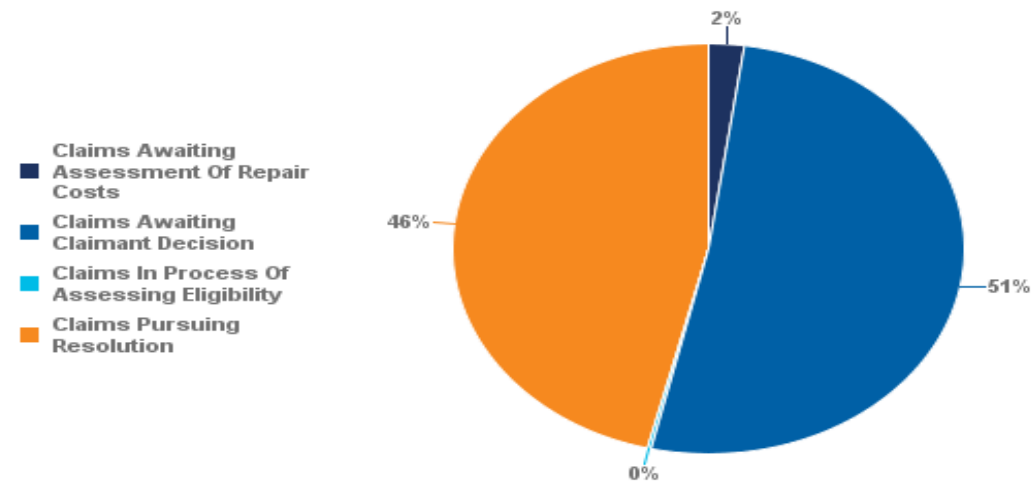
Under the WHRS Act 2006, we accept applications for multi-unit properties as single claims.

Total Claims



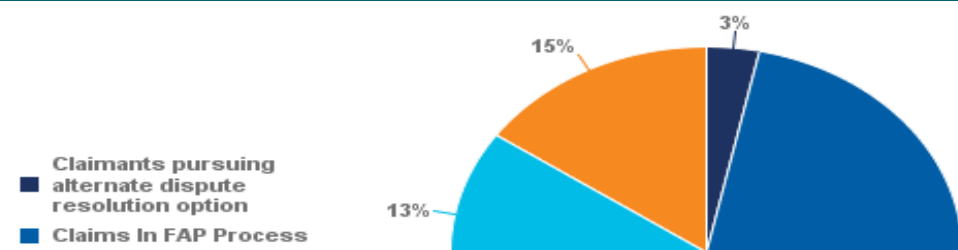
Claim Closed, Open or Resolved	Count of Claims	Percentage
Closed Claims	4214	58.0%
Open Claims	847	12.0%
Resolved Claims	2238	31.0%
Total Count Of Claims:	7299	100.00%

Open Claims



Open Claim Status Category	Count of Claims	Percentage
Claims Awaiting Assessment Of Repair Costs	19	2.0%
Claims Awaiting Claimant Decision	435	51.0%
Claims In Process Of Assessing Eligibility	2	0.0%
Claims Pursuing Resolution	391	46.0%
Total Count Of Open Claims:	847	100.00%

Claims Pursuing Resolution



Resolution Status	Count of Claims	Percentage
Claimants pursuing alternate dispute resolution option	13	3.0%
Claims In FAP Process	266	68.0%

■ Claims In WHRS Resolution Process
■ Claims Repairing Outside FAP Process



Claims In WHRS Resolution Process	52	13.%
Claims Repairing Outside FAP Process	60	15.%
Total Count Of Claims Pursuing Resolution:	391	100.00%

1. Claims can be closed for a number of reasons including the following: claim discontinued by a claimant; claim being ineligible; property changed ownership; claim withdrawn under the WHRS 2006 Act; claim not progressing; claim transferred to another jurisdiction by the Weathertight Homes Tribunal (WHT) or claim terminated by the WHT.

2. After the claim is decided eligible, claimants can decide to proceed with FAP assisted repairs, repair on their own and then seek to resolve their claim or resolve first and then proceed with repairs.

3. Claims pursuing the Financial Assistance Package (FAP) are allowed to proceed with other resolution options at the same time. The number includes claims that proceed with FAP and also those that proceed with FAP and one other resolution option.

Weathertight Home Resolution Services (WHRS) Open Claims by Territorial Authority: 31 December 2015

Territorial Authority where the building consent was issued	Number of properties with open claims as at 31 December 2015	Number of open claims as at 31 December 2015
Auckland		
Auckland City Council	2539	346
Franklin District Council	7	7
Manukau City Council	67	27
North Shore City Council	289	78
Papakura District Council	3	3
Rodney District Council	30	22
Waitakere City Council	244	72
Totals For Auckland:	3179	555
All Other Territorial Authorities		
Buller District Council	1	1
Central Hawkes Bay District Council	1	1
Christchurch City Council	91	67
Far North District Council	3	3
Gisborne District Council	25	3
Hamilton City Council	17	8
Hauraki District Council	1	1
Horowhenua District Council	1	1
Hurunui District Council	2	2
Hutt City Council	6	6
Kapiti Coast District Council	10	7
Kawarau District Council	1	1
Manawatu District Council	2	2
Marlborough District Council	3	3
Matamata-Piako District Council	2	2
Napier City Council	1	1
Nelson City Council	4	4
New Plymouth District Council	4	4
Opotiki District Council	1	1
Palmerston North City Council	2	2
Porirua City Council	9	9
Queenstown-Lakes District Council	131	11
Rotorua District Council	4	4
Selwyn District Council	2	2
Tararua District Council	1	1
Tasman District Council	6	6
Taupo District Council	1	1
Tauranga City Council	229	33
Thames-Coromandel District Council	13	9
Timaru District Council	1	1
Upper Hutt City Council	3	3
Waikato District Council	3	3
Waimakariri District Council	1	1
Wanganui District Council	1	1
Wellington City Council	299	66
Western Bay of Plenty District Council	9	9
Whakatane District Council	3	3
Whangarei District Council	9	9
Totals For All Other Territorial Authorities:	903	292
Grand Totals:	4082	847

1. Territorial Authorities not shown in the table above don't have any open claims.