

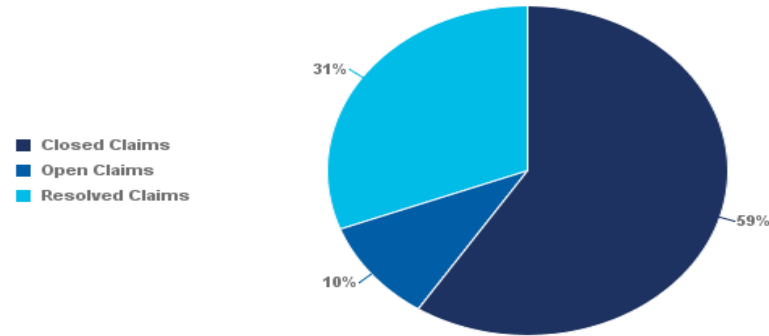
Weathertight Home Resolution Services (WHRS) Claims Statistics: 31 January 2017

As at 31 January 2017, MBIE had received 7,355 WHRS claims lodged for 12,765 properties.

The Weathertight Service has completed 16,316 property assessments (some owners request more than one assessment).

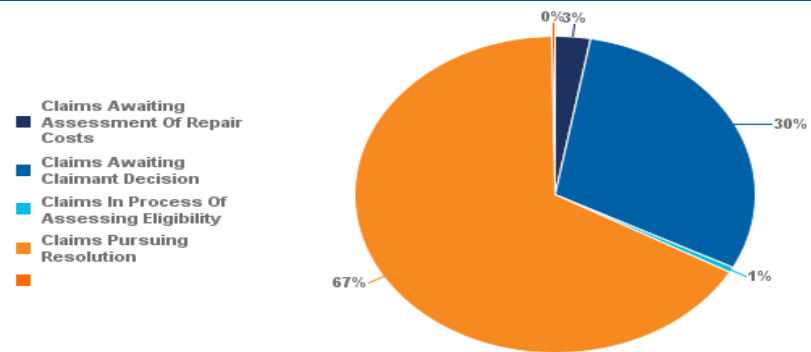
Under the WHRS Act 2006, we accept applications for multi-unit properties as single claims.

Total Claims



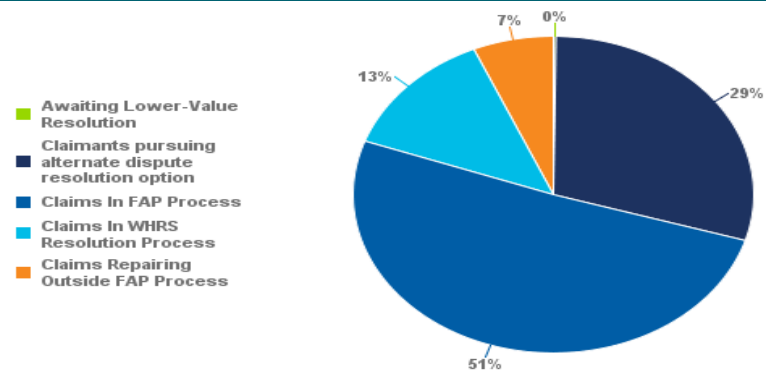
| Claim Closed, Open or Resolved | Count of Claims | Percentage |
|--------------------------------|-----------------|----------------|
| Closed Claims | 4353 | 59.0% |
| Open Claims | 739 | 10.0% |
| Resolved Claims | 2263 | 31.0% |
| Total Count Of Claims: | 7355 | 100.00% |

Open Claims



| Open Claim Status Category | Count of Claims | Percentage |
|--|-----------------|----------------|
| Claims Awaiting Assessment Of Repair Costs | 21 | 3.0% |
| Claims Awaiting Claimant Decision | 220 | 30.0% |
| Claims In Process Of Assessing Eligibility | 4 | 1.0% |
| Claims Pursuing Resolution | 492 | 67.0% |
| | 2 | 0.0% |
| Total Count Of Open Claims: | 739 | 100.00% |

Claims Pursuing Resolution



| Resolution Status | Count of Claims | Percentage |
|--|-----------------|----------------|
| Awaiting Lower-Value Resolution | 1 | 0.0% |
| Claimants pursuing alternate dispute resolution option | 145 | 29.0% |
| Claims In FAP Process | 250 | 51.0% |
| Claims In WHRS Resolution Process | 64 | 13.0% |
| Claims Repairing Outside FAP Process | 32 | 7.0% |
| Total Count Of Claims Pursuing Resolution: | 492 | 100.00% |

1. Claims can be closed for a number of reasons including the following: claim discontinued by a claimant; claim being ineligible; property changed ownership; claim withdrawn under the WHRS 2006 Act; claim not progressing; claim transferred to another jurisdiction by the Weathertight Homes Tribunal (WHT) or claim terminated by the WHT.

2. After the claim is decided eligible, claimants can decide to proceed with FAP assisted repairs, repair on their own and then seek to resolve their claim or resolve first and then proceed with repairs.

3. Claims pursuing the Financial Assistance Package (FAP) are allowed to proceed with other resolution options at the same time. The number includes claims that proceed with FAP and also those that proceed with FAP and one other resolution option.

Weathertight Home Resolution Services (WHRS) Open Claims by Territorial Authority: 31 January 2017

| Territorial Authority where the building consent was issued | Number of properties with open claims as at 31 January 2017 | Number of open claims as at 31 January 2017 |
|---|---|---|
| Auckland | | |
| Auckland City Council | 2490 | 331 |
| Franklin District Council | 6 | 6 |
| Manukau City Council | 65 | 24 |
| North Shore City Council | 267 | 56 |
| Papakura District Council | 2 | 2 |
| Rodney District Council | 14 | 14 |
| Waitakere City Council | 234 | 58 |
| Totals For Auckland: | 3078 | 491 |
| All Other Territorial Authorities | | |
| Buller District Council | 1 | 1 |
| Christchurch City Council | 80 | 55 |
| Far North District Council | 1 | 1 |
| Gisborne District Council | 23 | 1 |
| Hamilton City Council | 16 | 7 |
| Hastings District Council | 1 | 1 |
| Hauraki District Council | 1 | 1 |
| Horowhenua District Council | 3 | 3 |
| Hurunui District Council | 2 | 2 |
| Hutt City Council | 4 | 4 |
| Kaipara District Council | 1 | 1 |
| Kapiti Coast District Council | 4 | 4 |
| Kawarau District Council | 1 | 1 |
| Manawatu District Council | 2 | 2 |
| Marlborough District Council | 1 | 1 |
| Nelson City Council | 6 | 6 |
| New Plymouth District Council | 4 | 4 |
| Opotiki District Council | 1 | 1 |
| Palmerston North City Council | 1 | 1 |
| Porirua City Council | 29 | 7 |
| Queenstown-Lakes District Council | 172 | 12 |
| Rotorua District Council | 2 | 2 |
| Selwyn District Council | 2 | 2 |
| Tararua District Council | 1 | 1 |
| Tasman District Council | 6 | 6 |
| Taupo District Council | 1 | 1 |
| Tauranga City Council | 220 | 30 |
| Thames-Coromandel District Council | 14 | 10 |
| Timaru District Council | 1 | 1 |
| Upper Hutt City Council | 3 | 3 |
| Waikato District Council | 2 | 2 |
| Waimakariri District Council | 1 | 1 |
| Wanganui District Council | 1 | 1 |
| Wellington City Council | 307 | 52 |
| Western Bay of Plenty District Council | 9 | 9 |
| Whakatane District Council | 45 | 4 |
| Whangarei District Council | 7 | 7 |
| Totals For All Other Territorial Authorities: | 976 | 248 |
| Grand Totals: | 4054 | 739 |

1. Territorial Authorities not shown in the table above don't have any open claims.

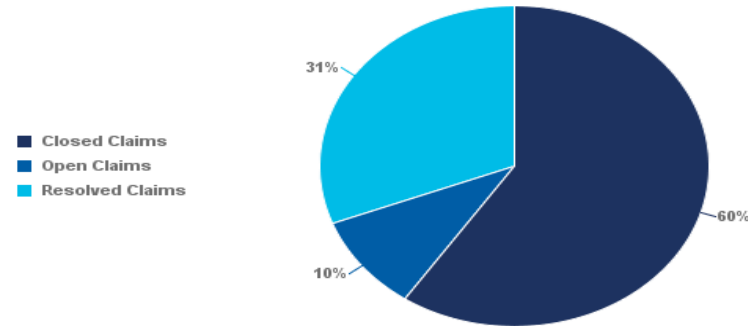
Weathertight Home Resolution Services (WHRS) Claims Statistics: 28 February 2017

As at 28 February 2017, MBIE had received 7,356 WHRS claims lodged for 12,768 properties.

The Weathertight Service has completed 16,322 property assessments (some owners request more than one assessment).

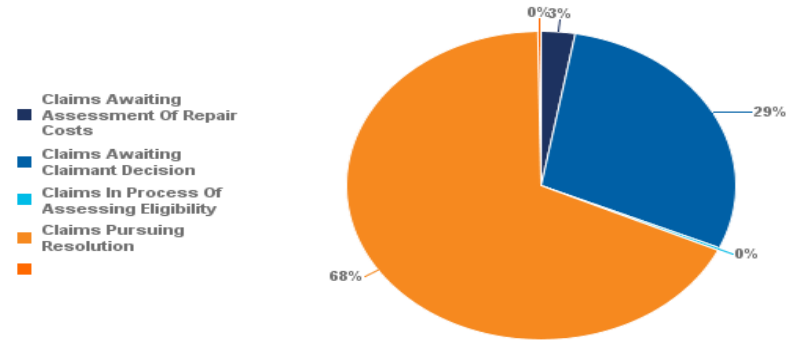
Under the WHRS Act 2006, we accept applications for multi-unit properties as single claims.

Total Claims



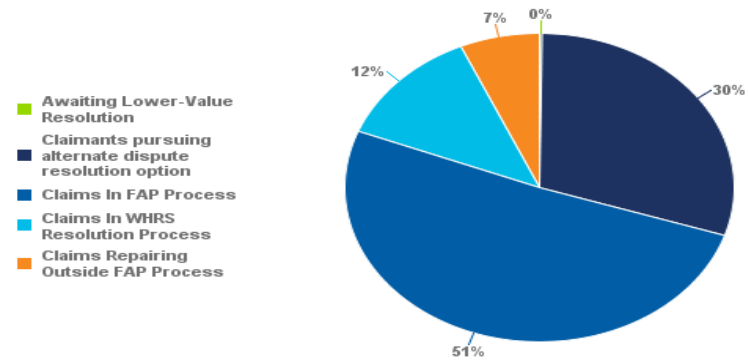
| Claim Closed, Open or Resolved | Count of Claims | Percentage |
|--------------------------------|-----------------|----------------|
| Closed Claims | 4377 | 60.0% |
| Open Claims | 712 | 10.0% |
| Resolved Claims | 2267 | 31.0% |
| Total Count Of Claims: | 7356 | 100.00% |

Open Claims



| Open Claim Status Category | Count of Claims | Percentage |
|--|-----------------|----------------|
| Claims Awaiting Assessment Of Repair Costs | 20 | 3.0% |
| Claims Awaiting Claimant Decision | 205 | 29.0% |
| Claims In Process Of Assessing Eligibility | 2 | 0.0% |
| Claims Pursuing Resolution | 483 | 68.0% |
| | 2 | 0.0% |
| Total Count Of Open Claims: | 712 | 100.00% |

Claims Pursuing Resolution



| Resolution Status | Count of Claims | Percentage |
|--|-----------------|----------------|
| Awaiting Lower-Value Resolution | 1 | 0.0% |
| Claimants pursuing alternate dispute resolution option | 144 | 30.0% |
| Claims In FAP Process | 246 | 51.0% |
| Claims In WHRS Resolution Process | 60 | 12.0% |
| Claims Repairing Outside FAP Process | 32 | 7.0% |
| Total Count Of Claims Pursuing Resolution: | 483 | 100.00% |

1. Claims can be closed for a number of reasons including the following: claim discontinued by a claimant; claim being ineligible; property changed ownership; claim withdrawn under the WHRS 2006 Act; claim not progressing; claim transferred to another jurisdiction by the Weathertight Homes Tribunal (WHT) or claim terminated by the WHT.

2. After the claim is decided eligible, claimants can decide to proceed with FAP assisted repairs, repair on their own and then seek to resolve their claim or resolve first and then proceed with repairs.

3. Claims pursuing the Financial Assistance Package (FAP) are allowed to proceed with other resolution options at the same time. The number includes claims that proceed with FAP and also those that proceed with FAP and one other resolution option.

Weathertight Home Resolution Services (WHRS) Open Claims by Territorial Authority: 28 February 2017

| Territorial Authority where the building consent was issued | Number of properties with open claims as at 28 February 2017 | Number of open claims as at 28 February 2017 |
|--|---|---|
| Auckland | | |
| Auckland City Council | 2447 | 320 |
| Franklin District Council | 6 | 6 |
| Manukau City Council | 65 | 24 |
| North Shore City Council | 264 | 53 |
| Papakura District Council | 2 | 2 |
| Rodney District Council | 11 | 11 |
| Waitakere City Council | 233 | 57 |
| Totals For Auckland: | 3028 | 473 |
| All Other Territorial Authorities | | |
| Buller District Council | 1 | 1 |
| Christchurch City Council | 80 | 55 |
| Far North District Council | 1 | 1 |
| Gisborne District Council | 23 | 1 |
| Hamilton City Council | 17 | 8 |
| Hastings District Council | 1 | 1 |
| Hauraki District Council | 1 | 1 |
| Horowhenua District Council | 3 | 3 |
| Hurunui District Council | 2 | 2 |
| Hutt City Council | 3 | 3 |
| Kaipara District Council | 1 | 1 |
| Kapiti Coast District Council | 4 | 4 |
| Kawarau District Council | 1 | 1 |
| Manawatu District Council | 2 | 2 |
| Marlborough District Council | 1 | 1 |
| Nelson City Council | 6 | 6 |
| New Plymouth District Council | 4 | 4 |
| Opotiki District Council | 1 | 1 |
| Palmerston North City Council | 1 | 1 |
| Porirua City Council | 28 | 6 |
| Queenstown-Lakes District Council | 152 | 10 |
| Rotorua District Council | 2 | 2 |
| Selwyn District Council | 2 | 2 |
| Tararua District Council | 1 | 1 |
| Tasman District Council | 5 | 5 |
| Taupo District Council | 1 | 1 |
| Tauranga City Council | 219 | 29 |
| Thames-Coromandel District Council | 13 | 9 |
| Timaru District Council | 1 | 1 |
| Upper Hutt City Council | 3 | 3 |
| Waimakariri District Council | 1 | 1 |
| Wanganui District Council | 1 | 1 |
| Wellington City Council | 306 | 51 |
| Western Bay of Plenty District Council | 9 | 9 |
| Whakatane District Council | 45 | 4 |
| Whangarei District Council | 7 | 7 |
| Totals For All Other Territorial Authorities: | 949 | 239 |
| Grand Totals: | 3977 | 712 |

1. Territorial Authorities not shown in the table above don't have any open claims.

Weathertight Home Resolution Services (WHRS) Claims Statistics: 31 March 2017

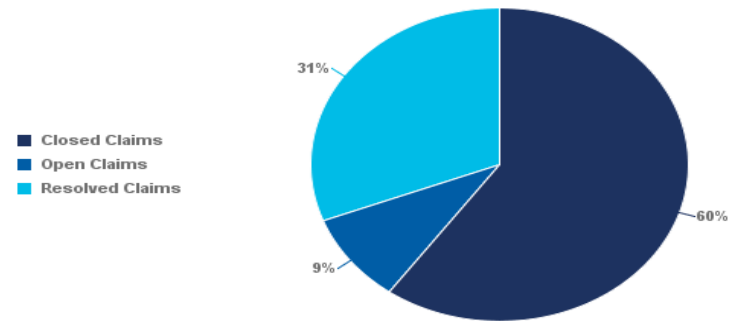
As at 31 March 2017, MBIE had received 7,356 WHRS claims lodged for 12,769 properties.

The Weathertight Service has completed 16,366 property assessments (some owners request more than one assessment).

For more information on Weathertight Services visit our website www.building.govt.nz.

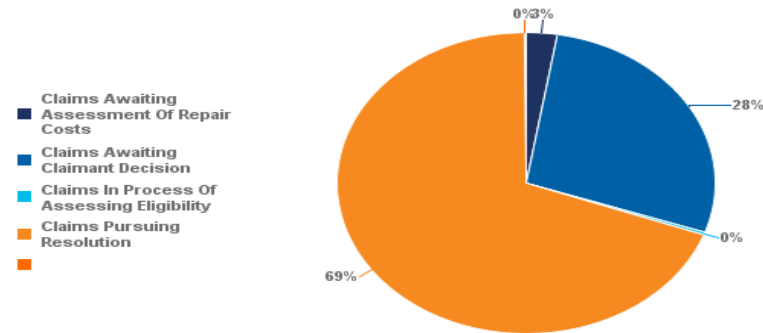
Under the WHRS Act 2006, we accept applications for multi-unit properties as single claims.

Total Claims



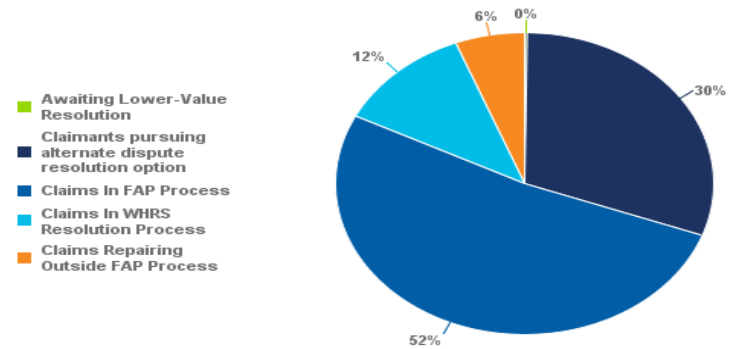
| Claim Closed, Open or Resolved | Count of Claims | Percentage |
|--------------------------------|-----------------|----------------|
| Closed Claims | 4408 | 60% |
| Open Claims | 680 | 9% |
| Resolved Claims | 2268 | 31% |
| Total Count Of Claims: | 7356 | 100.00% |

Open Claims



| Open Claim Status Category | Count of Claims | Percentage |
|--|-----------------|----------------|
| Claims Awaiting Assessment Of Repair Costs | 18 | 3% |
| Claims Awaiting Claimant Decision | 188 | 28% |
| Claims In Process Of Assessing Eligibility | 2 | 0% |
| Claims Pursuing Resolution | 471 | 69% |
| Total Count Of Open Claims: | 680 | 100.00% |

Claims Pursuing Resolution



| Resolution Status | Count of Claims | Percentage |
|--|-----------------|----------------|
| Awaiting Lower-Value Resolution | 1 | 0% |
| Claimants pursuing alternate dispute resolution option | 143 | 30% |
| Claims In FAP Process | 244 | 52% |
| Claims In WHRS Resolution Process | 55 | 12% |
| Claims Repairing Outside FAP Process | 28 | 6% |
| Total Count Of Claims Pursuing Resolution: | 471 | 100.00% |

1. Claims can be closed for a number of reasons, including the following: claim discontinued by a claimant; claim ineligible under the WHRS Act 2006; change in property ownership; claim withdrawn under the WHRS 2006 Act; claim not progressing; claim transferred to another jurisdiction by the Weathertight Homes Tribunal (WHT) or claim terminated by the WHT.

2. After a claim has been found eligible under the WHRS 2006 Act, claimants can decide to proceed with assisted repairs via the Financial Assistance Package (FAP) (if they are eligible for FAP), repair on their own and then seek to resolve their claim, or resolve first and then proceed with repairs.

3. Claims which are working towards repairs via the FAP are also able to proceed with other resolution options at the same time. This number includes claims that are proceeding with resolution via the FAP, as well as claims that are proceeding with the FAP and one other resolution option.

Weathertight Home Resolution Services (WHRS) Open Claims by Territorial Authority: 31 March 2017

Please note: Number of properties is the total number of homes (which may be a house, apartment, flat or unit) that are part of an open claim under the WHRS Act 2006. Some claims cover more than one property.

| Territorial Authority where the building consent was issued | Number of properties with open claims as at 31 March 2017 | Number of open claims as at 31 March 2017 |
|---|---|---|
| Auckland | | |
| Auckland City Council | 2393 | 307 |
| Franklin District Council | 6 | 6 |
| Manukau City Council | 63 | 22 |
| North Shore City Council | 252 | 51 |
| Papakura District Council | 2 | 2 |
| Rodney District Council | 11 | 11 |
| Waitakere City Council | 232 | 55 |
| Totals For Auckland: | 2959 | 454 |
| All Other Territorial Authorities | | |
| Buller District Council | 1 | 1 |
| Christchurch City Council | 79 | 54 |
| Far North District Council | 1 | 1 |
| Gisborne District Council | 23 | 1 |
| Hamilton City Council | 16 | 7 |
| Hastings District Council | 1 | 1 |
| Hauraki District Council | 1 | 1 |
| Horowhenua District Council | 3 | 3 |
| Hurunui District Council | 2 | 2 |
| Hutt City Council | 3 | 3 |
| Kaipara District Council | 1 | 1 |
| Kapiti Coast District Council | 4 | 4 |
| Kawarau District Council | 1 | 1 |
| Manawatu District Council | 2 | 2 |
| Marlborough District Council | 1 | 1 |
| Nelson City Council | 4 | 4 |
| New Plymouth District Council | 4 | 4 |
| Opotiki District Council | 1 | 1 |
| Palmerston North City Council | 1 | 1 |
| Porirua City Council | 26 | 4 |
| Queenstown-Lakes District Council | 152 | 10 |
| Rotorua District Council | 2 | 2 |
| Selwyn District Council | 2 | 2 |
| Tararua District Council | 1 | 1 |
| Tasman District Council | 5 | 5 |
| Taupo District Council | 1 | 1 |
| Tauranga City Council | 218 | 28 |
| Thames-Coromandel District Council | 13 | 9 |
| Timaru District Council | 1 | 1 |
| Upper Hutt City Council | 3 | 3 |
| Waimakariri District Council | 1 | 1 |
| Wanganui District Council | 1 | 1 |
| Wellington City Council | 300 | 47 |
| Western Bay of Plenty District Council | 8 | 8 |
| Whakatane District Council | 44 | 3 |
| Whangarei District Council | 7 | 7 |
| Totals For All Other Territorial Authorities: | 934 | 226 |
| Grand Totals: | 3893 | 680 |

1. Territorial Authorities not shown in the table above do not have any open claims.

Weathertight Home Resolution Services (WHRS) Claims Statistics: 30 April 2017

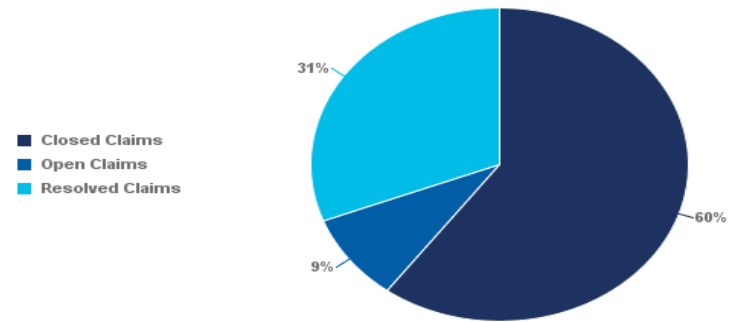
As at 30 April 2017, MBIE had received 7,356 WHRS claims lodged for 12,769 properties.

The Weathertight Service has completed 16,373 property assessments (some owners request more than one assessment).

For more information on Weathertight Services visit our website www.building.govt.nz.

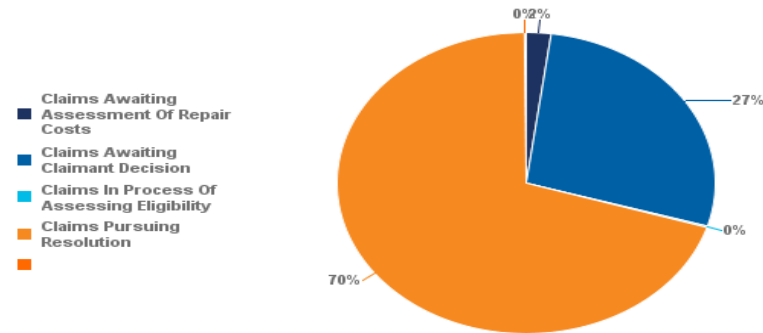
Under the WHRS Act 2006, we accept applications for multi-unit properties as single claims.

Total Claims



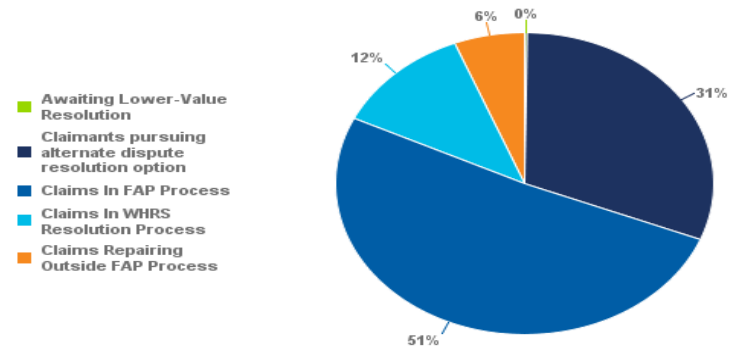
| Claim Closed, Open or Resolved | Count of Claims | Percentage |
|--------------------------------|-----------------|----------------|
| Closed Claims | 4424 | 60% |
| Open Claims | 662 | 9% |
| Resolved Claims | 2270 | 31% |
| Total Count Of Claims: | 7356 | 100.00% |

Open Claims



| Open Claim Status Category | Count of Claims | Percentage |
|--|-----------------|----------------|
| Claims Awaiting Assessment Of Repair Costs | 14 | 2% |
| Claims Awaiting Claimant Decision | 182 | 27% |
| Claims In Process Of Assessing Eligibility | 1 | 0% |
| Claims Pursuing Resolution | 464 | 70% |
| Total Count Of Open Claims: | 662 | 100.00% |

Claims Pursuing Resolution



| Resolution Status | Count of Claims | Percentage |
|--|-----------------|----------------|
| Awaiting Lower-Value Resolution | 1 | 0% |
| Claimants pursuing alternate dispute resolution option | 143 | 31% |
| Claims In FAP Process | 237 | 51% |
| Claims In WHRS Resolution Process | 55 | 12% |
| Claims Repairing Outside FAP Process | 28 | 6% |
| Total Count Of Claims Pursuing Resolution: | 464 | 100.00% |

1. Claims can be closed for a number of reasons, including the following: claim discontinued by a claimant; claim ineligible under the WHRS Act 2006; change in property ownership; claim withdrawn under the WHRS 2006 Act; claim not progressing; claim transferred to another jurisdiction by the Weathertight Homes Tribunal (WHT) or claim terminated by the WHT.

2. After a claim has been found eligible under the WHRS 2006 Act, claimants can decide to proceed with assisted repairs via the Financial Assistance Package (FAP) (if they are eligible for FAP), repair on their own and then seek to resolve their claim, or resolve first and then proceed with repairs.

3. Claims which are working towards repairs via the FAP are also able to proceed with other resolution options at the same time. This number includes claims that are proceeding with resolution via the FAP, as well as claims that are proceeding with the FAP and one other resolution option.

Weatheright Home Resolution Services (WHRS) Open Claims by Territorial Authority: 30 April 2017

Please note: Number of properties is the total number of homes (which may be a house, apartment, flat or unit) that are part of an open claim under the WHRS Act 2006. Some claims cover more than one property.

| Territorial Authority where the building consent was issued | Number of properties with open claims as at 30 April 2017 | Number of open claims as at 30 April 2017 |
|---|---|---|
| Auckland | | |
| Auckland City Council | 2244 | 298 |
| Franklin District Council | 6 | 6 |
| Manukau City Council | 53 | 20 |
| North Shore City Council | 250 | 49 |
| Papakura District Council | 2 | 2 |
| Rodney District Council | 11 | 11 |
| Waitakere City Council | 230 | 53 |
| Totals For Auckland: | 2796 | 439 |
| All Other Territorial Authorities | | |
| Buller District Council | 1 | 1 |
| Christchurch City Council | 79 | 54 |
| Far North District Council | 1 | 1 |
| Gisborne District Council | 23 | 1 |
| Hamilton City Council | 16 | 7 |
| Hastings District Council | 1 | 1 |
| Hauraki District Council | 1 | 1 |
| Horowhenua District Council | 3 | 3 |
| Hurunui District Council | 1 | 1 |
| Hutt City Council | 3 | 3 |
| Kaipara District Council | 1 | 1 |
| Kapiti Coast District Council | 4 | 4 |
| Kawarau District Council | 1 | 1 |
| Manawatu District Council | 2 | 2 |
| Marlborough District Council | 1 | 1 |
| Nelson City Council | 4 | 4 |
| New Plymouth District Council | 4 | 4 |
| Opotiki District Council | 1 | 1 |
| Palmerston North City Council | 1 | 1 |
| Porirua City Council | 26 | 4 |
| Queenstown-Lakes District Council | 152 | 10 |
| Rotorua District Council | 2 | 2 |
| Selwyn District Council | 2 | 2 |
| Taranua District Council | 1 | 1 |
| Tasman District Council | 5 | 5 |
| Taupo District Council | 1 | 1 |
| Tauranga City Council | 217 | 27 |
| Thames-Coromandel District Council | 13 | 9 |
| Timaru District Council | 1 | 1 |
| Upper Hutt City Council | 3 | 3 |
| Waimakariri District Council | 1 | 1 |
| Wanganui District Council | 1 | 1 |
| Wellington City Council | 296 | 46 |
| Western Bay of Plenty District Council | 8 | 8 |
| Whakatane District Council | 44 | 3 |
| Whangarei District Council | 7 | 7 |
| Totals For All Other Territorial Authorities: | 928 | 223 |
| Grand Totals: | 3724 | 662 |

1. Territorial Authorities not shown in the table above do not have any open claims.

Weathertight Home Resolution Services (WHRS) Claims Statistics: 31 May 2017

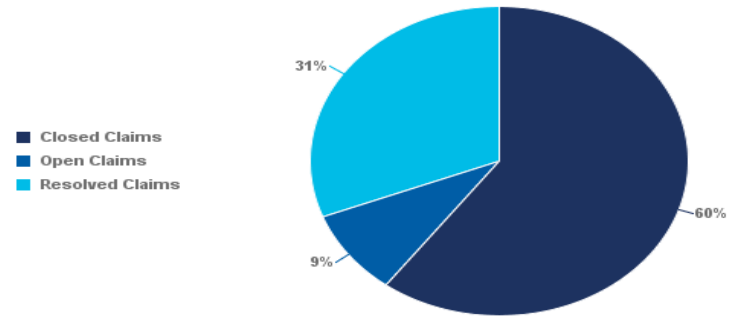
As at 31 May 2017, MBIE had received 7,357 WHRS claims lodged for 12,770 properties.

The Weathertight Service has completed 16,375 property assessments (some owners request more than one assessment).

For more information on Weathertight Services visit our website www.building.govt.nz.

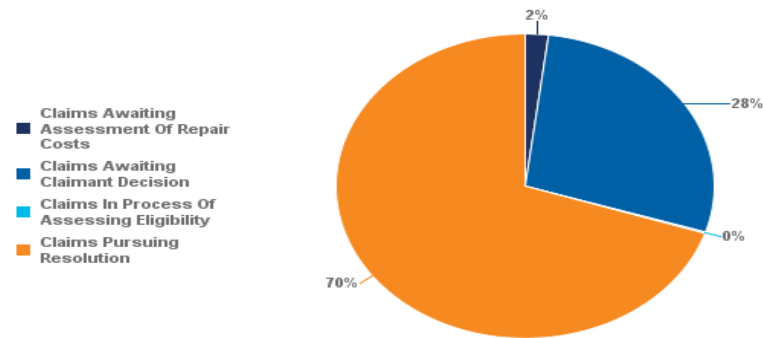
Under the WHRS Act 2006, we accept applications for multi-unit properties as single claims.

Total Claims



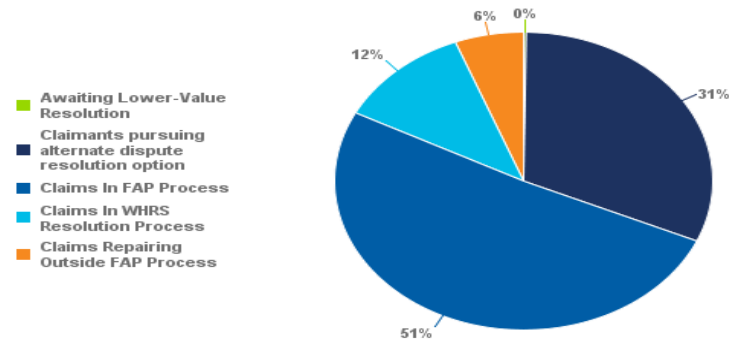
| Claim Closed, Open or Resolved | Count of Claims | Percentage |
|--------------------------------|-----------------|----------------|
| Closed Claims | 4430 | 60.0% |
| Open Claims | 656 | 9.0% |
| Resolved Claims | 2271 | 31.0% |
| Total Count Of Claims: | 7357 | 100.00% |

Open Claims



| Open Claim Status Category | Count of Claims | Percentage |
|--|-----------------|----------------|
| Claims Awaiting Assessment Of Repair Costs | 13 | 2.0% |
| Claims Awaiting Claimant Decision | 183 | 28.0% |
| Claims In Process Of Assessing Eligibility | 1 | 0.0% |
| Claims Pursuing Resolution | 459 | 70.0% |
| Total Count Of Open Claims: | 656 | 100.00% |

Claims Pursuing Resolution



| Resolution Status | Count of Claims | Percentage |
|--|-----------------|----------------|
| Awaiting Lower-Value Resolution | 1 | 0.0% |
| Claimants pursuing alternate dispute resolution option | 144 | 31.0% |
| Claims In FAP Process | 234 | 51.0% |
| Claims In WHRS Resolution Process | 53 | 12.0% |
| Claims Repairing Outside FAP Process | 27 | 6.0% |
| Total Count Of Claims Pursuing Resolution: | 459 | 100.00% |

1. Claims can be closed for a number of reasons, including the following: claim discontinued by a claimant; claim ineligible under the WHRS Act 2006; change in property ownership; claim withdrawn under the WHRS 2006 Act; claim not progressing; claim transferred to another jurisdiction by the Weathertight Homes Tribunal (WHT) or claim terminated by the WHT.

2. After a claim has been found eligible under the WHRS 2006 Act, claimants can decide to proceed with assisted repairs via the Financial Assistance Package (FAP) (if they are eligible for FAP), repair on their own and then seek to resolve their claim, or resolve first and then proceed with repairs.

3. Claims which are working towards repairs via the FAP are also able to proceed with other resolution options at the same time. This number includes claims that are proceeding with resolution via the FAP, as well as claims that are proceeding with the FAP and one other resolution option.

Weathertight Home Resolution Services (WHRS) Open Claims by Territorial Authority: 31 May 2017

Please note: Number of properties is the total number of homes (which may be a house, apartment, flat or unit) that are part of an open claim under the WHRS Act 2006. Some claims cover more than one property.

| Territorial Authority where the building consent was issued | Number of properties with open claims as at 31 May 2017 | Number of open claims as at 31 May 2017 |
|---|---|---|
| Auckland | | |
| Auckland City Council | 2242 | 296 |
| Franklin District Council | 6 | 6 |
| Manukau City Council | 53 | 20 |
| North Shore City Council | 249 | 48 |
| Papakura District Council | 2 | 2 |
| Rodney District Council | 11 | 11 |
| Waitakere City Council | 230 | 53 |
| Totals For Auckland: | 2793 | 436 |
| All Other Territorial Authorities | | |
| Buller District Council | 1 | 1 |
| Christchurch City Council | 79 | 54 |
| Far North District Council | 1 | 1 |
| Gisborne District Council | 23 | 1 |
| Hamilton City Council | 16 | 7 |
| Hastings District Council | 1 | 1 |
| Hauraki District Council | 1 | 1 |
| Horowhenua District Council | 3 | 3 |
| Hurunui District Council | 1 | 1 |
| Hutt City Council | 2 | 2 |
| Kaipara District Council | 1 | 1 |
| Kapiti Coast District Council | 3 | 3 |
| Manawatu District Council | 2 | 2 |
| Marlborough District Council | 1 | 1 |
| Nelson City Council | 4 | 4 |
| New Plymouth District Council | 4 | 4 |
| Opotiki District Council | 1 | 1 |
| Palmerston North City Council | 1 | 1 |
| Porirua City Council | 27 | 5 |
| Queenstown-Lakes District Council | 152 | 10 |
| Rotorua District Council | 2 | 2 |
| Selwyn District Council | 1 | 1 |
| Taranua District Council | 1 | 1 |
| Tasman District Council | 5 | 5 |
| Taupo District Council | 1 | 1 |
| Tauranga City Council | 218 | 27 |
| Thames-Coromandel District Council | 13 | 9 |
| Timaru District Council | 1 | 1 |
| Upper Hutt City Council | 3 | 3 |
| Waimakariri District Council | 1 | 1 |
| Wanganui District Council | 1 | 1 |
| Wellington City Council | 296 | 46 |
| Western Bay of Plenty District Council | 8 | 8 |
| Whakatane District Council | 44 | 3 |
| Whangarei District Council | 7 | 7 |
| Totals For All Other Territorial Authorities: | 926 | 220 |
| Grand Totals: | 3719 | 656 |

1. Territorial Authorities not shown in the table above do not have any open claims.

Weathertight Home Resolution Services (WHRS) Claims Statistics: 30 June 2017

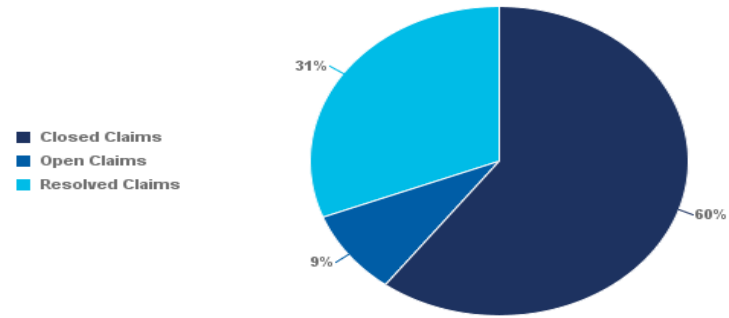
As at 30 June 2017, MBIE had received 7,358 WHRS claims lodged for 12,772 properties.

The Weathertight Service has completed 16,420 property assessments (some owners request more than one assessment).

For more information on Weathertight Services visit our website www.building.govt.nz.

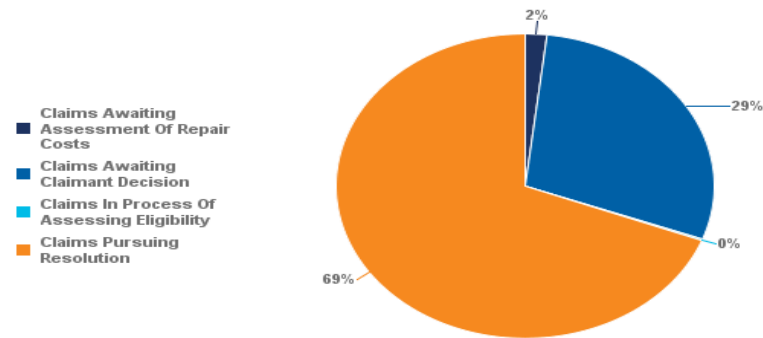
Under the WHRS Act 2006, we accept applications for multi-unit properties as single claims.

Total Claims



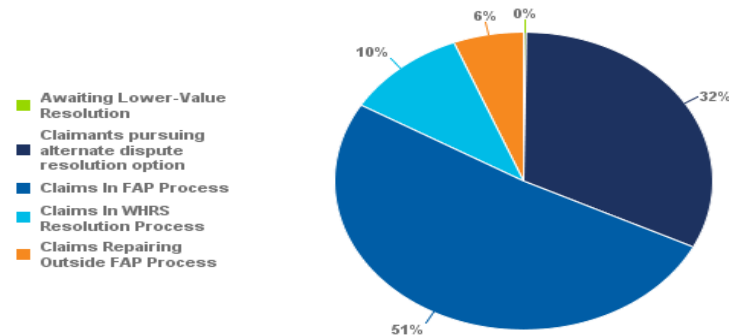
| Claim Closed, Open or Resolved | Count of Claims | Percentage |
|--------------------------------|-----------------|----------------|
| Closed Claims | 4435 | 60.0% |
| Open Claims | 649 | 9.0% |
| Resolved Claims | 2274 | 31.0% |
| Total Count Of Claims: | 7358 | 100.00% |

Open Claims



| Open Claim Status Category | Count of Claims | Percentage |
|--|-----------------|----------------|
| Claims Awaiting Assessment Of Repair Costs | 12 | 2.0% |
| Claims Awaiting Claimant Decision | 187 | 29.0% |
| Claims In Process Of Assessing Eligibility | 1 | 0.0% |
| Claims Pursuing Resolution | 449 | 69.0% |
| Total Count Of Open Claims: | 649 | 100.00% |

Claims Pursuing Resolution



| Resolution Status | Count of Claims | Percentage |
|--|-----------------|----------------|
| Awaiting Lower-Value Resolution | 1 | 0.0% |
| Claimants pursuing alternate dispute resolution option | 144 | 32.0% |
| Claims In FAP Process | 230 | 51.0% |
| Claims In WHRS Resolution Process | 47 | 10.0% |
| Claims Repairing Outside FAP Process | 27 | 6.0% |
| Total Count Of Claims Pursuing Resolution: | 449 | 100.00% |

1. Claims can be closed for a number of reasons, including the following: claim discontinued by a claimant; claim ineligible under the WHRS Act 2006; change in property ownership; claim withdrawn under the WHRS 2006 Act; claim not progressing; claim transferred to another jurisdiction by the Weathertight Homes Tribunal (WHT) or claim terminated by the WHT.

2. After a claim has been found eligible under the WHRS 2006 Act, claimants can decide to proceed with assisted repairs via the Financial Assistance Package (FAP) (if they are eligible for FAP), repair on their own and then seek to resolve their claim, or resolve first and then proceed with repairs.

3. Claims which are working towards repairs via the FAP are also able to proceed with other resolution options at the same time. This number includes claims that are proceeding with resolution via the FAP, as well as claims that are proceeding with the FAP and one other resolution option.

Weathertight Home Resolution Services (WHRS) Open Claims by Territorial Authority: 30 June 2017

Please note: Number of properties is the total number of homes (which may be a house, apartment, flat or unit) that are part of an open claim under the WHRS Act 2006. Some claims cover more than one property.

| Territorial Authority where the building consent was issued | Number of properties with open claims as at 30 June 2017 | Number of open claims as at 30 June 2017 |
|---|--|--|
| Auckland | | |
| Auckland City Council | 2243 | 296 |
| Franklin District Council | 6 | 6 |
| Manukau City Council | 53 | 20 |
| North Shore City Council | 248 | 47 |
| Papakura District Council | 2 | 2 |
| Rodney District Council | 11 | 11 |
| Waitakere City Council | 231 | 54 |
| Totals For Auckland: | 2794 | 436 |
| All Other Territorial Authorities | | |
| Buller District Council | 1 | 1 |
| Christchurch City Council | 78 | 53 |
| Far North District Council | 1 | 1 |
| Gisborne District Council | 23 | 1 |
| Hamilton City Council | 16 | 7 |
| Hastings District Council | 1 | 1 |
| Hauraki District Council | 1 | 1 |
| Horowhenua District Council | 3 | 3 |
| Hurunui District Council | 1 | 1 |
| Hutt City Council | 2 | 2 |
| Kaipara District Council | 1 | 1 |
| Kapiti Coast District Council | 3 | 3 |
| Manawatu District Council | 2 | 2 |
| Marlborough District Council | 1 | 1 |
| Nelson City Council | 4 | 4 |
| New Plymouth District Council | 4 | 4 |
| Opotiki District Council | 1 | 1 |
| Palmerston North City Council | 1 | 1 |
| Porirua City Council | 28 | 5 |
| Queenstown-Lakes District Council | 152 | 10 |
| Rotorua District Council | 2 | 2 |
| Selwyn District Council | 1 | 1 |
| Taranaki District Council | 1 | 1 |
| Tasman District Council | 5 | 5 |
| Taupo District Council | 1 | 1 |
| Tauranga City Council | 213 | 25 |
| Thames-Coromandel District Council | 8 | 8 |
| Timaru District Council | 1 | 1 |
| Upper Hutt City Council | 3 | 3 |
| Waimakariri District Council | 1 | 1 |
| Wellington City Council | 278 | 44 |
| Western Bay of Plenty District Council | 8 | 8 |
| Whakatane District Council | 43 | 2 |
| Whangarei District Council | 7 | 7 |
| | 1 | 1 |
| Totals For All Other Territorial Authorities: | 897 | 213 |
| Grand Totals: | 3691 | 649 |

1. Territorial Authorities not shown in the table above do not have any open claims.

Weathertight Home Resolution Services (WHRS) Claims Statistics: 31 July 2017

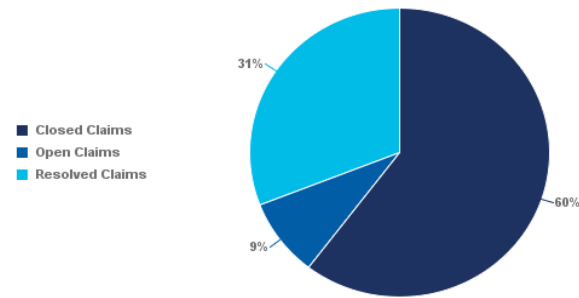
As at 31 July 2017, MBIE had received 7,360 WHRS claims lodged for 12,774 properties.

The Weathertight Service has completed 16,426 property assessments (some owners request more than one assessment).

For more information on Weathertight Services visit our website www.building.govt.nz.

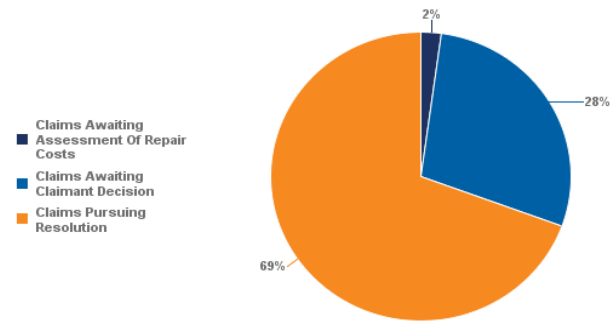
Under the WHRS Act 2006, we accept applications for multi-unit properties as single claims.

Total Claims



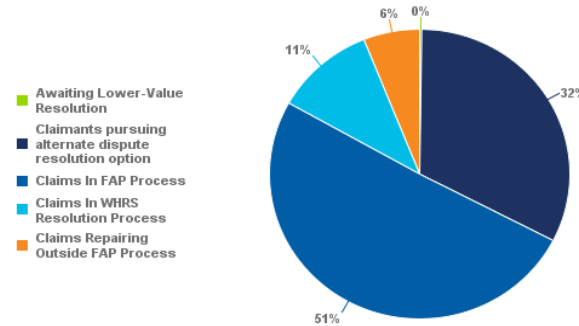
| Claim Closed, Open or Resolved | Count of Claims | Percentage |
|--------------------------------|-----------------|----------------|
| Closed Claims | 4444 | 60% |
| Open Claims | 641 | 9% |
| Resolved Claims | 2275 | 31% |
| Total Count Of Claims: | 7360 | 100.00% |

Open Claims



| Open Claim Status Category | Count of Claims | Percentage |
|--|-----------------|----------------|
| Claims Awaiting Assessment Of Repair Costs | 14 | 2% |
| Claims Awaiting Claimant Decision | 182 | 28% |
| Claims Pursuing Resolution | 445 | 69% |
| Total Count Of Open Claims: | 641 | 100.00% |

Claims Pursuing Resolution



| Resolution Status | Count of Claims | Percentage |
|--|-----------------|----------------|
| Awaiting Lower-Value Resolution | 1 | 0% |
| Claimants pursuing alternate dispute resolution option | 144 | 32% |
| Claims In FAP Process | 225 | 51% |
| Claims In WHRS Resolution Process | 48 | 11% |
| Claims Repairing Outside FAP Process | 27 | 6% |
| Total Count Of Claims Pursuing Resolution: | 445 | 100.00% |

1. Claims can be closed for a number of reasons, including the following: claim discontinued by a claimant; claim ineligible under the WHRS Act 2006; change in property ownership; claim withdrawn under the WHRS 2006 Act; claim not progressing; claim transferred to another jurisdiction by the Weathertight Homes Tribunal (WHT) or claim terminated by the WHT.

2. After a claim has been found eligible under the WHRS 2006 Act, claimants can decide to proceed with assisted repairs via the Financial Assistance Package (FAP) (if they are eligible for FAP), repair on their own and then seek to resolve their claim, or resolve first and then proceed with repairs.

3. Claims which are working towards repairs via the FAP are also able to proceed with other resolution options at the same time. This number includes claims that are proceeding with resolution via the FAP, as well as claims that are proceeding with the FAP and one other resolution option.

Weathertight Home Resolution Services (WHRS) Open Claims by Territorial Authority: 31 July 2017

Please note: 'Number of properties' is the total number of homes (which may be a house, apartment, flat or unit) that are part of an open claim under the WHRS Act 2006. Some claims cover more than one property.

| Territorial Authority where the building consent was issued | Number of properties with open claims as at 31 July 2017 | Number of open claims as at 31 July 2017 |
|---|--|--|
| Auckland | | |
| Auckland City Council | 2241 | 294 |
| Franklin District Council | 6 | 6 |
| Manukau City Council | 52 | 19 |
| North Shore City Council | 247 | 46 |
| Papakura District Council | 2 | 2 |
| Rodney District Council | 10 | 10 |
| Waitakere City Council | 231 | 54 |
| Totals For Auckland: | 2789 | 431 |
| All Other Territorial Authorities | | |
| Buller District Council | 1 | 1 |
| Christchurch City Council | 77 | 52 |
| Far North District Council | 1 | 1 |
| Gisborne District Council | 23 | 1 |
| Hamilton City Council | 16 | 7 |
| Hastings District Council | 1 | 1 |
| Hauraki District Council | 1 | 1 |
| Horowhenua District Council | 3 | 3 |
| Hurunui District Council | 1 | 1 |
| Hutt City Council | 3 | 3 |
| Kaipara District Council | 1 | 1 |
| Kapiti Coast District Council | 4 | 4 |
| Manawatu District Council | 2 | 2 |
| Marlborough District Council | 1 | 1 |
| Nelson City Council | 3 | 3 |
| New Plymouth District Council | 4 | 4 |
| Opotiki District Council | 1 | 1 |
| Palmerston North City Council | 1 | 1 |
| Porirua City Council | 28 | 5 |
| Queenstown-Lakes District Council | 152 | 10 |
| Rotorua District Council | 2 | 2 |
| Selwyn District Council | 1 | 1 |
| Tararua District Council | 1 | 1 |
| Tasman District Council | 5 | 5 |
| Taupo District Council | 1 | 1 |
| Tauranga City Council | 213 | 25 |
| Thames-Coromandel District Council | 7 | 7 |
| Timaru District Council | 1 | 1 |
| Upper Hutt City Council | 3 | 3 |
| Waimakariri District Council | 1 | 1 |
| Wellington City Council | 278 | 44 |
| Western Bay of Plenty District Council | 8 | 8 |
| Whakatane District Council | 43 | 2 |
| Whangarei District Council | 7 | 7 |
| | 1 | 1 |
| Totals For All Other Territorial Authorities: | 896 | 212 |
| Grand Totals: | 3685 | 643 |

1. Territorial Authorities not shown in the table above do not have any open claims.

Weathertight Home Resolution Services (WHRS) Claims Statistics: 31 August 2017

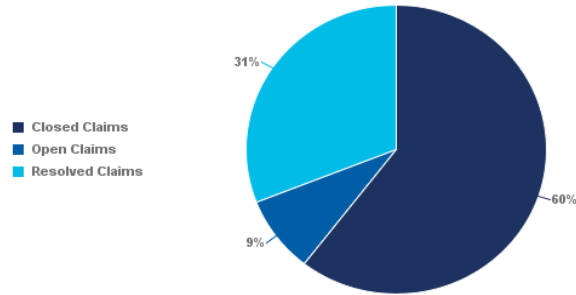
As at 31 August 2017, MBIE had received 7,360 WHRS claims lodged for 12,774 properties.

The Weathertight Service has completed 16,458 property assessments (some owners request more than one assessment).

For more information on Weathertight Services visit our website www.building.govt.nz.

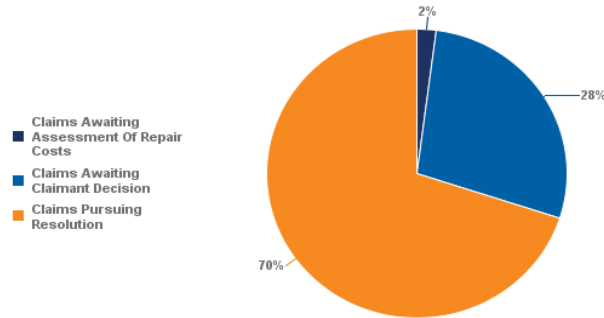
Under the WHRS Act 2006, we accept applications for multi-unit properties as single claims.

Total Claims



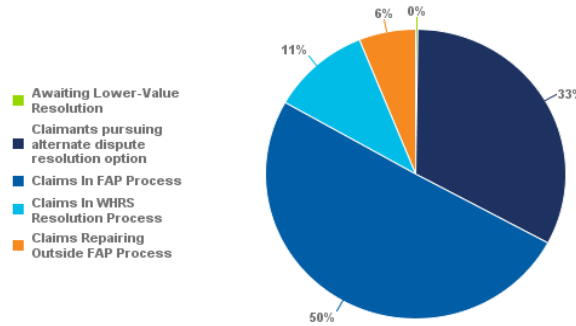
| Claim Closed, Open or Resolved | Count of Claims | Percentage |
|--------------------------------|-----------------|----------------|
| Closed Claims | 4452 | 60.0% |
| Open Claims | 630 | 9.0% |
| Resolved Claims | 2278 | 31.1% |
| Total Count Of Claims: | 7360 | 100.00% |

Open Claims



| Open Claim Status Category | Count of Claims | Percentage |
|--|-----------------|----------------|
| Claims Awaiting Assessment Of Repair Costs | 13 | 2.0% |
| Claims Awaiting Claimant Decision | 176 | 28.0% |
| Claims Pursuing Resolution | 441 | 70.0% |
| Total Count Of Open Claims: | 630 | 100.00% |

Claims Pursuing Resolution



| Resolution Status | Count of Claims | Percentage |
|--|-----------------|----------------|
| Awaiting Lower-Value Resolution | 1 | 0.0% |
| Claimants pursuing alternate dispute resolution option | 144 | 33.0% |
| Claims In FAP Process | 222 | 50.0% |
| Claims In WHRS Resolution Process | 47 | 11.0% |
| Claims Repairing Outside FAP Process | 27 | 6.0% |
| Total Count Of Claims Pursuing Resolution: | 441 | 100.00% |

1. Claims can be closed for a number of reasons, including the following: claim discontinued by a claimant; claim ineligible under the WHRS Act 2006; change in property ownership; claim withdrawn under the WHRS 2006 Act; claim not progressing; claim transferred to another jurisdiction by the Weathertight Homes Tribunal (WHT) or claim terminated by the WHT.

2. After a claim has been found eligible under the WHRS 2006 Act, claimants can decide to proceed with assisted repairs via the Financial Assistance Package (FAP) (if they are eligible for FAP), repair on their own and then seek to resolve their claim, or resolve first and then proceed with repairs.

3. Claims which are working towards repairs via the FAP are also able to proceed with other resolution options at the same time. This number includes claims that are proceeding with resolution via the FAP, as well as claims that are proceeding with the FAP and one other resolution option.

Weathertight Home Resolution Services (WHRS) Open Claims by Territorial Authority: 31 August 2017

Please note: 'Number of properties' is the total number of homes (which may be a house, apartment, flat or unit) that are part of an open claim under the WHRS Act 2006. Some claims cover more than one property.

| Territorial Authority where the building consent was issued | Number of properties with open claims as at 31 August 2017 | Number of open claims as at 31 August 2017 |
|---|--|--|
| Auckland | | |
| Auckland City Council | 2239 | 292 |
| Franklin District Council | 6 | 6 |
| Manukau City Council | 52 | 19 |
| North Shore City Council | 247 | 46 |
| Papakura District Council | 2 | 2 |
| Rodney District Council | 10 | 10 |
| Waitakere City Council | 231 | 54 |
| Totals For Auckland: | 2787 | 429 |
| All Other Territorial Authorities | | |
| Buller District Council | 1 | 1 |
| Christchurch City Council | 73 | 48 |
| Far North District Council | 1 | 1 |
| Gisborne District Council | 23 | 1 |
| Hamilton City Council | 16 | 7 |
| Hastings District Council | 1 | 1 |
| Hauraki District Council | 1 | 1 |
| Horowhenua District Council | 3 | 3 |
| Hurunui District Council | 1 | 1 |
| Hutt City Council | 3 | 3 |
| Kaipara District Council | 1 | 1 |
| Kapiti Coast District Council | 3 | 3 |
| Manawatu District Council | 2 | 2 |
| Nelson City Council | 3 | 3 |
| New Plymouth District Council | 3 | 3 |
| Opotiki District Council | 1 | 1 |
| Palmerston North City Council | 1 | 1 |
| Porirua City Council | 28 | 5 |
| Queenstown-Lakes District Council | 152 | 10 |
| Rotorua District Council | 2 | 2 |
| Selwyn District Council | 1 | 1 |
| Tararua District Council | 1 | 1 |
| Tasman District Council | 4 | 4 |
| Taupo District Council | 1 | 1 |
| Tauranga City Council | 212 | 24 |
| Thames-Coromandel District Council | 12 | 8 |
| Timaru District Council | 1 | 1 |
| Upper Hutt City Council | 2 | 2 |
| Waimakariri District Council | 1 | 1 |
| Wellington City Council | 277 | 43 |
| Western Bay of Plenty District Council | 7 | 7 |
| Whakatane District Council | 43 | 2 |
| Whangarei District Council | 7 | 7 |
| | 1 | 1 |
| Totals For All Other Territorial Authorities: | 889 | 201 |
| Grand Totals: | 3676 | 630 |

1. Territorial Authorities not shown in the table above do not have any open claims.

Weatheright Home Resolution Services (WHRS) Claims Statistics: 30 September 2017

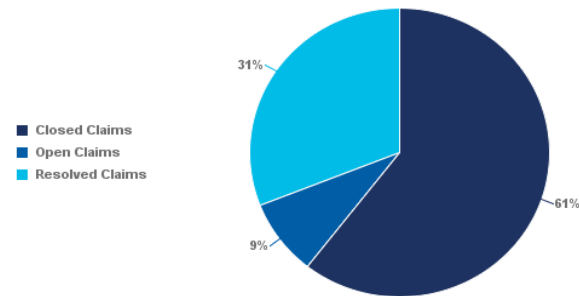
As at 30 September 2017, MBIE had received 7,361 WHRS claims lodged for 12,775 properties.

The Weatheright Service has completed 16,522 property assessments (some owners request more than one assessment).

For more information on Weatheright Services visit our website www.building.govt.nz.

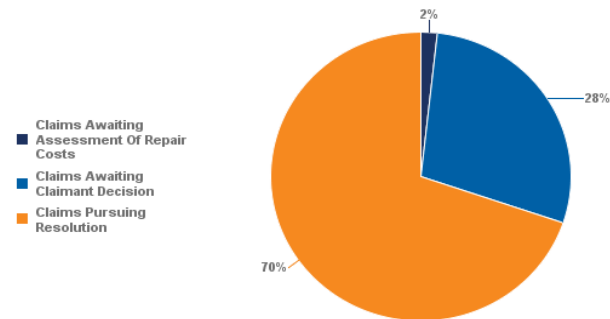
Under the WHRS Act 2006, we accept applications for multi-unit properties as single claims.

Total Claims



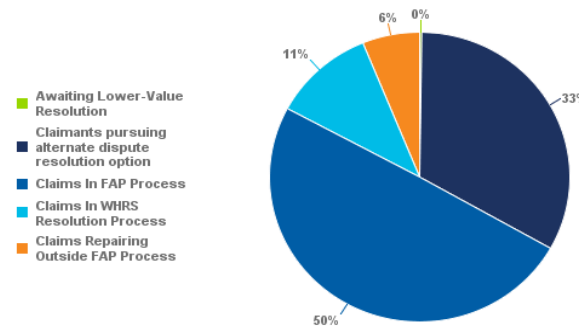
| Claim Closed, Open or Resolved | Count of Claims | Percentage |
|--------------------------------|-----------------|----------------|
| Closed Claims | 4456 | 61.0% |
| Open Claims | 626 | 9.0% |
| Resolved Claims | 2279 | 31.0% |
| Total Count Of Claims: | 7361 | 100.00% |

Open Claims



| Open Claim Status Category | Count of Claims | Percentage |
|--|-----------------|----------------|
| Claims Awaiting Assessment Of Repair Costs | 11 | 2.0% |
| Claims Awaiting Claimant Decision | 178 | 28.0% |
| Claims Pursuing Resolution | 437 | 70.0% |
| Total Count Of Open Claims: | 626 | 100.00% |

Claims Pursuing Resolution



| Resolution Status | Count of Claims | Percentage |
|--|-----------------|----------------|
| Awaiting Lower-Value Resolution | 1 | 0.0% |
| Claimants pursuing alternate dispute resolution option | 144 | 33.0% |
| Claims In FAP Process | 217 | 50.0% |
| Claims In WHRS Resolution Process | 48 | 11.0% |
| Claims Repairing Outside FAP Process | 27 | 6.0% |
| Total Count Of Claims Pursuing Resolution: | 437 | 100.00% |

1. Claims can be closed for a number of reasons, including the following: claim discontinued by a claimant; claim ineligible under the WHRS Act 2006; change in property ownership; claim withdrawn under the WHRS 2006 Act; claim not progressing; claim transferred to another jurisdiction by the Weatheright Homes Tribunal (WHT) or claim terminated by the WHT.

2. After a claim has been found eligible under the WHRS 2006 Act, claimants can decide to proceed with assisted repairs via the Financial Assistance Package (FAP) (if they are eligible for FAP), repair on their own and then seek to resolve their claim, or resolve first and then proceed with repairs.

3. Claims which are working towards repairs via the FAP are also able to proceed with other resolution options at the same time. This number includes claims that are proceeding with resolution via the FAP, as well as claims that are proceeding with the FAP and one other resolution option.

weathertight home Resolution Services (WHRS) Open Claims by Territorial Authority: 30 September 2017

| Territorial Authority where the building consent was issued | Number of properties with open claims as at 30 September 2017 | Number of open claims as at 30 September 2017 |
|--|--|--|
| Auckland | | |
| Auckland City Council | 2239 | 292 |
| Franklin District Council | 6 | 6 |
| Manukau City Council | 52 | 19 |
| North Shore City Council | 247 | 46 |
| Papakura District Council | 2 | 2 |
| Rodney District Council | 10 | 10 |
| Waitakere City Council | 228 | 51 |
| Totals For Auckland: | 2784 | 426 |
| All Other Territorial Authorities | | |
| Buller District Council | 1 | 1 |
| Christchurch City Council | 73 | 48 |
| Far North District Council | 1 | 1 |
| Gisborne District Council | 23 | 1 |
| Hamilton City Council | 16 | 7 |
| Hastings District Council | 1 | 1 |
| Hauraki District Council | 1 | 1 |
| Horowhenua District Council | 3 | 3 |
| Hurunui District Council | 1 | 1 |
| Hutt City Council | 3 | 3 |
| Kaipara District Council | 1 | 1 |
| Kapiti Coast District Council | 3 | 3 |
| Manawatu District Council | 2 | 2 |
| Nelson City Council | 3 | 3 |
| New Plymouth District Council | 3 | 3 |
| Opotiki District Council | 1 | 1 |
| Palmerston North City Council | 1 | 1 |
| Porirua City Council | 28 | 5 |
| Queenstown-Lakes District Council | 151 | 9 |
| Rotorua District Council | 2 | 2 |
| Selwyn District Council | 1 | 1 |
| Tararua District Council | 1 | 1 |
| Tasman District Council | 4 | 4 |
| Taupo District Council | 1 | 1 |
| Tauranga City Council | 212 | 24 |
| Thames-Coromandel District Council | 12 | 8 |
| Timaru District Council | 1 | 1 |
| Upper Hutt City Council | 2 | 2 |
| Waimakariri District Council | 1 | 1 |
| Wellington City Council | 277 | 43 |
| Western Bay of Plenty District Council | 7 | 7 |
| Whakatane District Council | 43 | 2 |
| Whangarei District Council | 7 | 7 |
| | 1 | 1 |
| Totals For All Other Territorial Authorities: | 888 | 200 |
| Grand Totals: | 3672 | 626 |

1. Territorial Authorities not shown in the table above do not have any open claims.

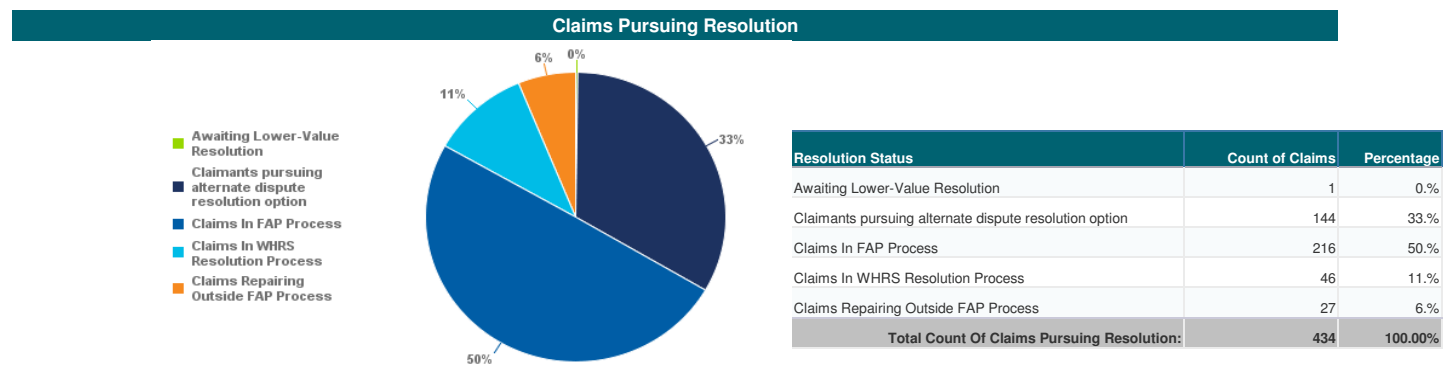
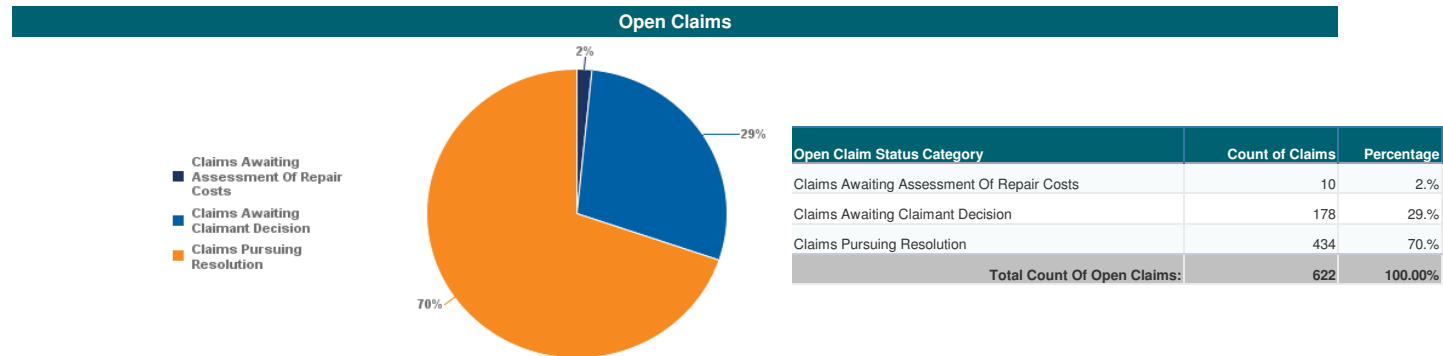
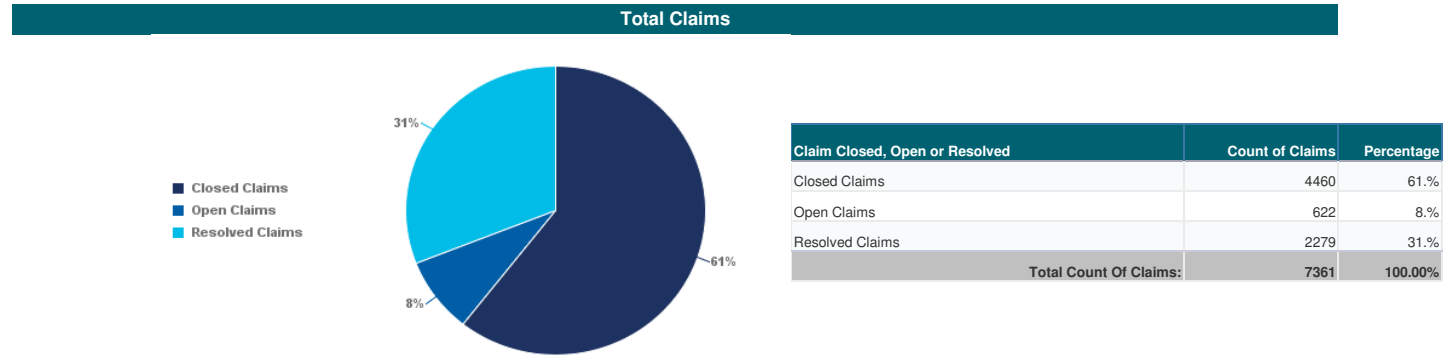
Weathertight Home Resolution Services (WHRS) Claims Statistics: 31 October 2017

As at 31 October 2017, MBIE had received 7,361 WHRS claims lodged for 12,775 properties.

The Weathertight Service has completed 16,522 property assessments (some owners request more than one assessment).

For more information on Weathertight Services visit our website www.building.govt.nz.

Under the WHRS Act 2006, we accept applications for multi-unit properties as single claims.



1. Claims can be closed for a number of reasons, including the following: claim discontinued by a claimant; claim ineligible under the WHRS Act 2006; change in property ownership; claim withdrawn under the WHRS 2006 Act; claim not progressing; claim transferred to another jurisdiction by the Weathertight Homes Tribunal (WHT) or claim terminated by the WHT.

2. After a claim has been found eligible under the WHRS 2006 Act, claimants can decide to proceed with assisted repairs via the Financial Assistance Package (FAP) (if they are eligible for FAP), repair on their own and then seek to resolve their claim, or resolve first and then proceed with repairs.

3. Claims which are working towards repairs via the FAP are also able to proceed with other resolution options at the same time. This number includes claims that are proceeding with resolution via the FAP, as well as claims that are proceeding with the FAP and one other resolution option.

Weathertight Home Resolution Services (WHRS) Open Claims by Territorial Authority: 31 October 2017

Please note: 'Number of properties' is the total number of homes (which may be a house, apartment, flat or unit) that are part of an open claim under the WHRS Act 2006. Some claims cover more than one property.

| Territorial Authority where the building consent was issued | Number of properties with open claims as at 31 October 2017 | Number of open claims as at 31 October 2017 |
|---|---|---|
| Auckland | | |
| Auckland City Council | 2238 | 291 |
| Franklin District Council | 6 | 6 |
| Manukau City Council | 52 | 19 |
| North Shore City Council | 247 | 46 |
| Papakura District Council | 2 | 2 |
| Rodney District Council | 10 | 10 |
| Waitakere City Council | 228 | 51 |
| Totals For Auckland: | 2783 | 425 |
| All Other Territorial Authorities | | |
| Buller District Council | 1 | 1 |
| Christchurch City Council | 73 | 48 |
| Far North District Council | 1 | 1 |
| Gisborne District Council | 23 | 1 |
| Hamilton City Council | 16 | 7 |
| Hastings District Council | 1 | 1 |
| Hauraki District Council | 1 | 1 |
| Horowhenua District Council | 3 | 3 |
| Hurunui District Council | 1 | 1 |
| Hutt City Council | 3 | 3 |
| Kaipara District Council | 1 | 1 |
| Kapiti Coast District Council | 3 | 3 |
| Manawatu District Council | 2 | 2 |
| Nelson City Council | 3 | 3 |
| New Plymouth District Council | 3 | 3 |
| Opotiki District Council | 1 | 1 |
| Palmerston North City Council | 1 | 1 |
| Porirua City Council | 28 | 5 |
| Queenstown-Lakes District Council | 151 | 9 |
| Rotorua District Council | 2 | 2 |
| Selwyn District Council | 1 | 1 |
| Tararua District Council | 1 | 1 |
| Tasman District Council | 3 | 3 |
| Taupo District Council | 1 | 1 |
| Tauranga City Council | 197 | 23 |
| Thames-Coromandel District Council | 12 | 8 |
| Timaru District Council | 1 | 1 |
| Upper Hutt City Council | 2 | 2 |
| Waimakariri District Council | 1 | 1 |
| Wellington City Council | 276 | 42 |
| Western Bay of Plenty District Council | 7 | 7 |
| Whakatane District Council | 43 | 2 |
| Whanganui District Council | 1 | 1 |
| Whangarei District Council | 7 | 7 |
| Totals For All Other Territorial Authorities: | 871 | 197 |
| Grand Totals: | 3654 | 622 |

1. Territorial Authorities not shown in the table above do not have any open claims.

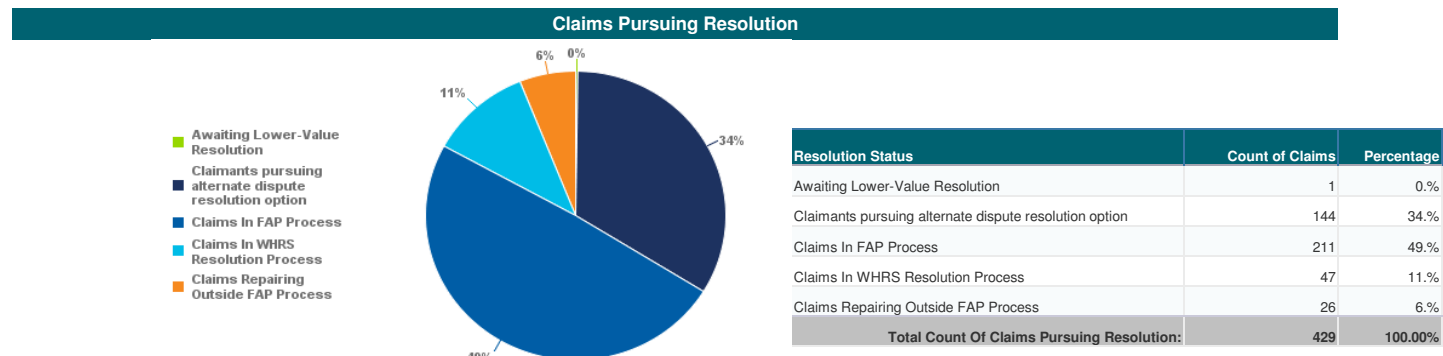
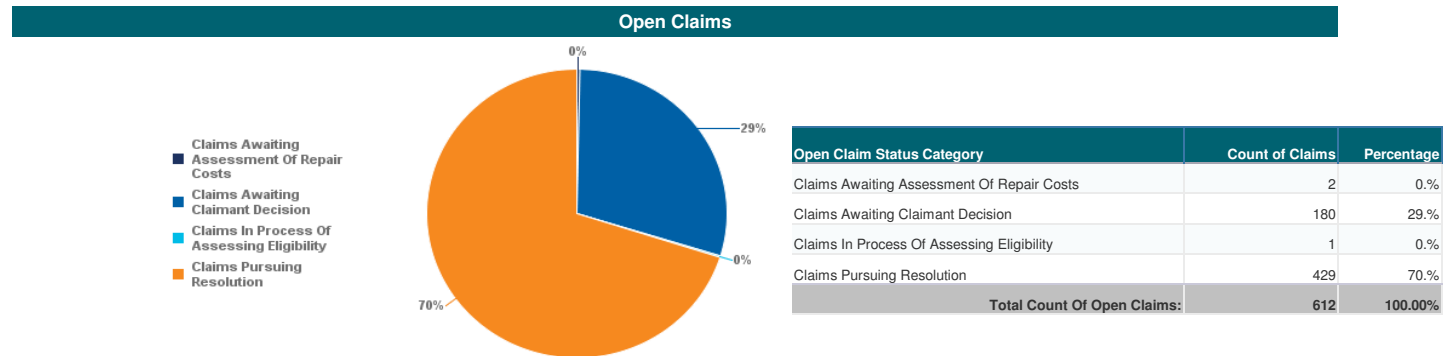
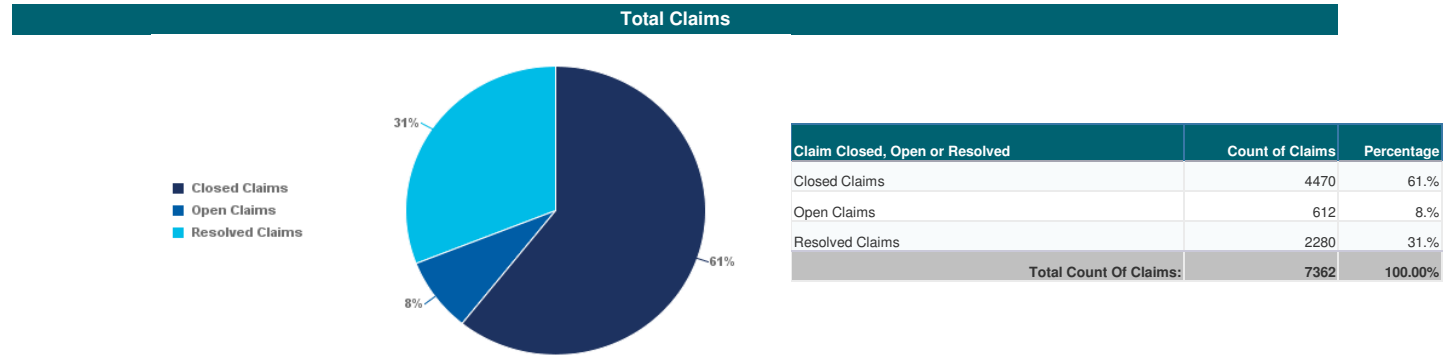
Weathertight Home Resolution Services (WHRS) Claims Statistics: 30 November 2017

As at 30 November 2017, MBIE had received 7,362 WHRS claims lodged for 12,776 properties.

The Weathertight Service has completed 16,532 property assessments (some owners request more than one assessment).

For more information on Weathertight Services visit our website www.building.govt.nz.

Under the WHRS Act 2006, we accept applications for multi-unit properties as single claims.



1. Claims can be closed for a number of reasons, including the following: claim discontinued by a claimant; claim ineligible under the WHRS Act 2006; change in property ownership; claim withdrawn under the WHRS 2006 Act; claim not progressing; claim transferred to another jurisdiction by the Weathertight Homes Tribunal (WHT) or claim terminated by the WHT.

2. After a claim has been found eligible under the WHRS 2006 Act, claimants can decide to proceed with assisted repairs via the Financial Assistance Package (FAP) (if they are eligible for FAP), repair on their own and then seek to resolve their claim, or resolve first and then proceed with repairs.

3. Claims which are working towards repairs via the FAP are also able to proceed with other resolution options at the same time. This number includes claims that are proceeding with resolution via the FAP, as well as claims that are proceeding with the FAP and one other resolution option.

Weathertight Home Resolution Services (WHRS) Open Claims by Territorial Authority: 30 November 2017

Please note: 'Number of properties' is the total number of homes (which may be a house, apartment, flat or unit) that are part of an open claim under the WHRS Act 2006. Some claims cover more than one property.

| Territorial Authority where the building consent was issued | Number of properties with open claims as at 30 November 2017 | Number of open claims as at 30 November 2017 |
|---|--|--|
| Auckland | | |
| Auckland City Council | 2236 | 289 |
| Franklin District Council | 6 | 6 |
| Manukau City Council | 51 | 18 |
| North Shore City Council | 247 | 46 |
| Papakura District Council | 2 | 2 |
| Rodney District Council | 10 | 10 |
| Waitakere City Council | 227 | 50 |
| Totals For Auckland: | 2779 | 421 |
| All Other Territorial Authorities | | |
| Buller District Council | 1 | 1 |
| Christchurch City Council | 71 | 46 |
| Far North District Council | 1 | 1 |
| Gisborne District Council | 23 | 1 |
| Hamilton City Council | 16 | 7 |
| Hastings District Council | 1 | 1 |
| Hauraki District Council | 1 | 1 |
| Horowhenua District Council | 3 | 3 |
| Hurunui District Council | 1 | 1 |
| Hutt City Council | 3 | 3 |
| Kaipara District Council | 1 | 1 |
| Kapiti Coast District Council | 3 | 3 |
| Manawatu District Council | 2 | 2 |
| Nelson City Council | 4 | 4 |
| New Plymouth District Council | 3 | 3 |
| Opotiki District Council | 1 | 1 |
| Palmerston North City Council | 1 | 1 |
| Porirua City Council | 28 | 5 |
| Queenstown-Lakes District Council | 151 | 9 |
| Rotorua District Council | 1 | 1 |
| Selwyn District Council | 1 | 1 |
| Tasman District Council | 3 | 3 |
| Taupo District Council | 1 | 1 |
| Tauranga City Council | 195 | 21 |
| Thames-Coromandel District Council | 12 | 8 |
| Timaru District Council | 1 | 1 |
| Upper Hutt City Council | 2 | 2 |
| Waimakariri District Council | 1 | 1 |
| Wellington City Council | 275 | 41 |
| Western Bay of Plenty District Council | 7 | 7 |
| Whakatane District Council | 43 | 2 |
| Whanganui District Council | 1 | 1 |
| Whangarei District Council | 7 | 7 |
| Totals For All Other Territorial Authorities: | 865 | 191 |
| Grand Totals: | 3644 | 612 |

1. Territorial Authorities not shown in the table above do not have any open claims.

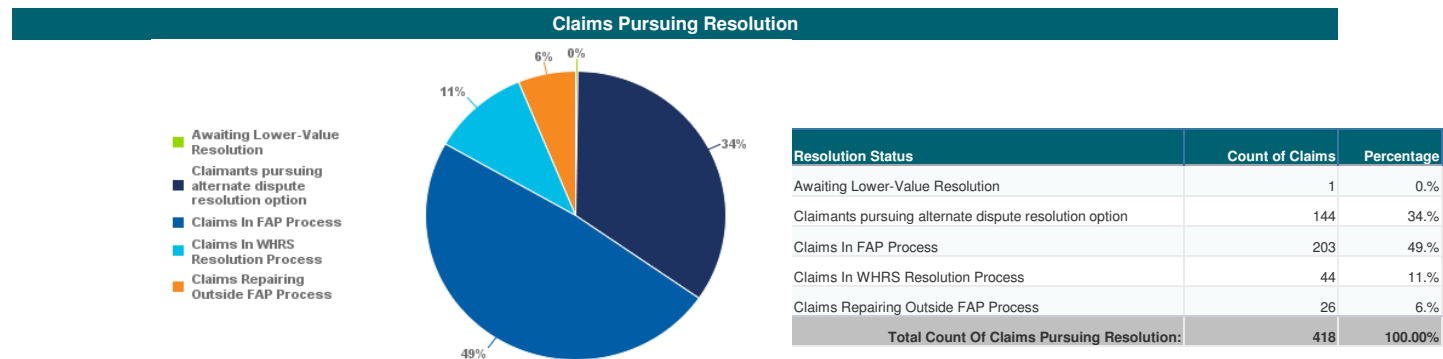
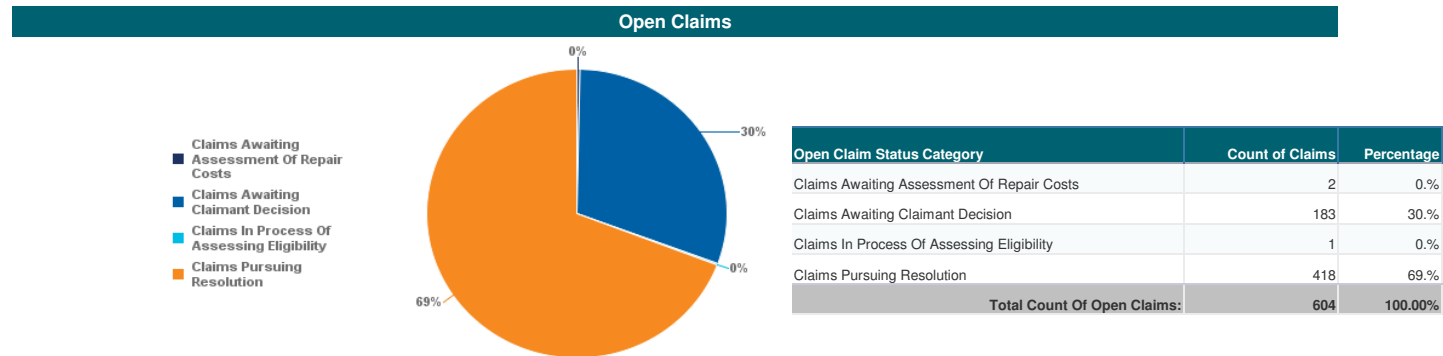
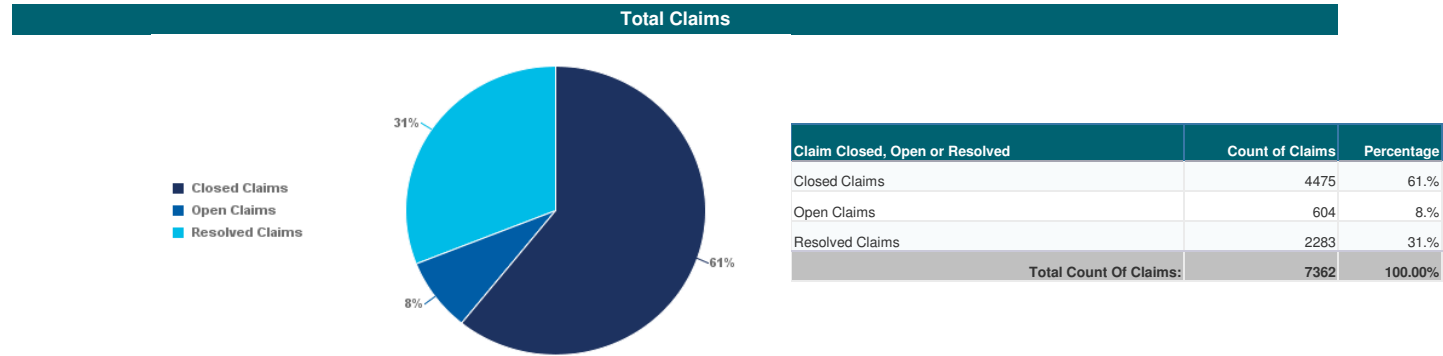
Weathertight Home Resolution Services (WHRS) Claims Statistics: 31 December 2017

As at 31 December 2017, MBIE had received 7,362 WHRS claims lodged for 12,776 properties.

The Weathertight Service has completed 16,532 property assessments (some owners request more than one assessment).

For more information on Weathertight Services visit our website www.building.govt.nz.

Under the WHRS Act 2006, we accept applications for multi-unit properties as single claims.



1. Claims can be closed for a number of reasons, including the following: claim discontinued by a claimant; claim ineligible under the WHRS Act 2006; change in property ownership; claim withdrawn under the WHRS 2006 Act; claim not progressing; claim transferred to another jurisdiction by the Weathertight Homes Tribunal (WHT) or claim terminated by the WHT.

2. After a claim has been found eligible under the WHRS 2006 Act, claimants can decide to proceed with assisted repairs via the Financial Assistance Package (FAP) (if they are eligible for FAP), repair on their own and then seek to resolve their claim, or resolve first and then proceed with repairs.

3. Claims which are working towards repairs via the FAP are also able to proceed with other resolution options at the same time. This number includes claims that are proceeding with resolution via the FAP, as well as claims that are proceeding with the FAP and one other resolution option.

Weathertight Home Resolution Services (WHRS) Open Claims by Territorial Authority: 31 December 2017

Please note: 'Number of properties' is the total number of homes (which may be a house, apartment, flat or unit) that are part of an open claim under the WHRS Act 2006. Some claims cover more than one property.

| Territorial Authority where the building consent was issued | Number of properties with open claims as at 31 December 2017 | Number of open claims as at 31 December 2017 |
|---|--|--|
| Auckland | | |
| Auckland City Council | 2234 | 287 |
| Franklin District Council | 6 | 6 |
| Manukau City Council | 51 | 18 |
| North Shore City Council | 247 | 46 |
| Papakura District Council | 2 | 2 |
| Rodney District Council | 10 | 10 |
| Waitakere City Council | 227 | 50 |
| Totals For Auckland: | 2777 | 419 |
| All Other Territorial Authorities | | |
| Buller District Council | 1 | 1 |
| Christchurch City Council | 69 | 44 |
| Far North District Council | 1 | 1 |
| Gisborne District Council | 23 | 1 |
| Hamilton City Council | 16 | 7 |
| Hastings District Council | 1 | 1 |
| Hauraki District Council | 1 | 1 |
| Horowhenua District Council | 3 | 3 |
| Hurunui District Council | 1 | 1 |
| Hutt City Council | 3 | 3 |
| Kaipara District Council | 1 | 1 |
| Kapiti Coast District Council | 3 | 3 |
| Manawatu District Council | 2 | 2 |
| Nelson City Council | 4 | 4 |
| New Plymouth District Council | 2 | 2 |
| Opotiki District Council | 1 | 1 |
| Palmerston North City Council | 1 | 1 |
| Porirua City Council | 28 | 5 |
| Queenstown-Lakes District Council | 151 | 9 |
| Rotorua District Council | 1 | 1 |
| Selwyn District Council | 1 | 1 |
| Tasman District Council | 3 | 3 |
| Taupo District Council | 1 | 1 |
| Tauranga City Council | 195 | 21 |
| Thames-Coromandel District Council | 12 | 8 |
| Timaru District Council | 1 | 1 |
| Upper Hutt City Council | 2 | 2 |
| Waimakariri District Council | 1 | 1 |
| Wellington City Council | 269 | 38 |
| Western Bay of Plenty District Council | 7 | 7 |
| Whakatane District Council | 43 | 2 |
| Whanganui District Council | 1 | 1 |
| Whangarei District Council | 7 | 7 |
| Totals For All Other Territorial Authorities: | 856 | 185 |
| Grand Totals: | 3633 | 604 |

1. Territorial Authorities not shown in the table above do not have any open claims.