

# Tourism data factsheet: COVID-19 response

This data compiles a range of sources to assist planning and decision-making around COVID-19. Sources used in this factsheet include data from Customs NZ and Immigration NZ.

**Many of these data sources are provisional, indicative or early estimates, and may not align with officially released data. The data is released much earlier than usual, for the purposes of COVID-19 planning, and often doesn't have the level of checking, validation and adjustment required for official statistics. Therefore, they are likely to change, and should not be directly compared with official statistics. Please treat these numbers as they should be treated –as early indicators of potential impacts, and not definitive results.**

## Customs arrivals

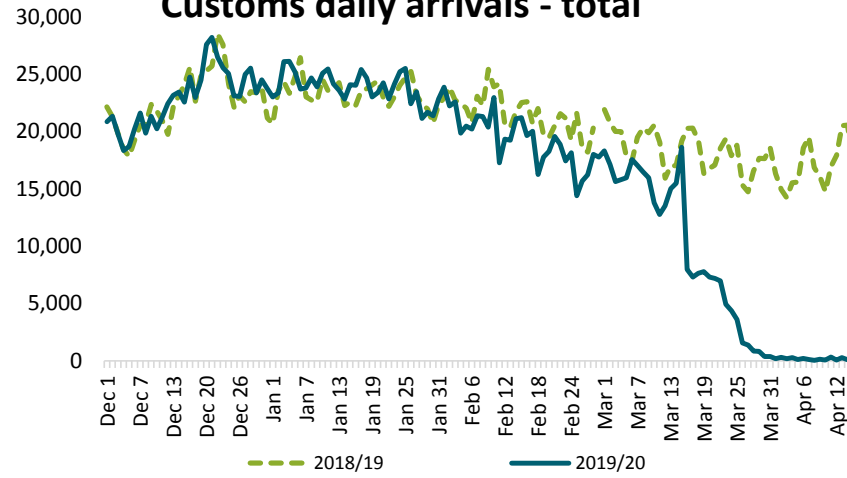
- Customs arrivals data are available up to 15 April 2020.
- Following the lockdown, arrivals have slowed towards a stop. 71% of all arrivals are for New Zealand citizens. We assume that most other arrivals from other nationalities on the week ended 15<sup>th</sup> of April are New Zealand citizens returning home on foreign passports.

Nationality	Arrivals (week ended April 15)	Same week previous year	% change
Total	1,185	124,282	-99%
New Zealand	846	44,319	-98%
Australia	22	24,476	-100%
UK	35	6,260	-99%
Rest of Asia	46	15,626	-100%
China	32	12,019	-100%
US	12	6,831	-100%

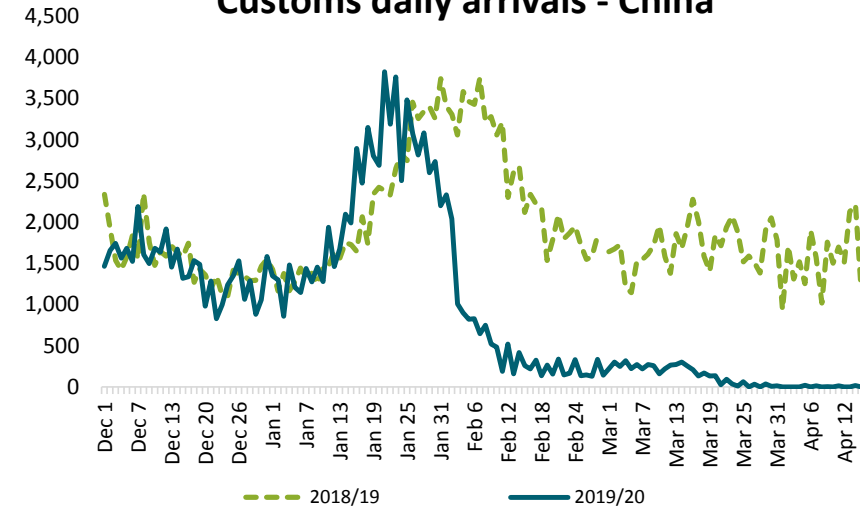
Source: Customs NZ

**Caveats:** These are raw counts of arrivals of commercial air passengers based on Customs craft arrival data using passport information. It may be amended at any time.

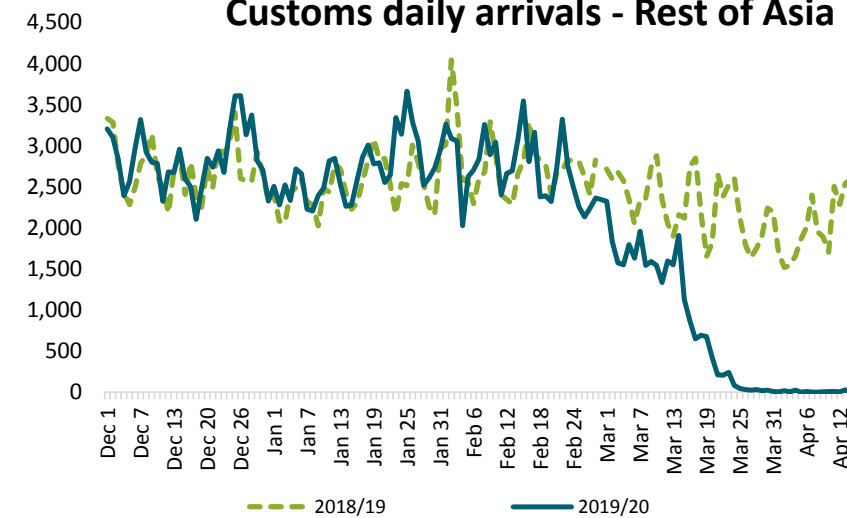
### Customs daily arrivals - total



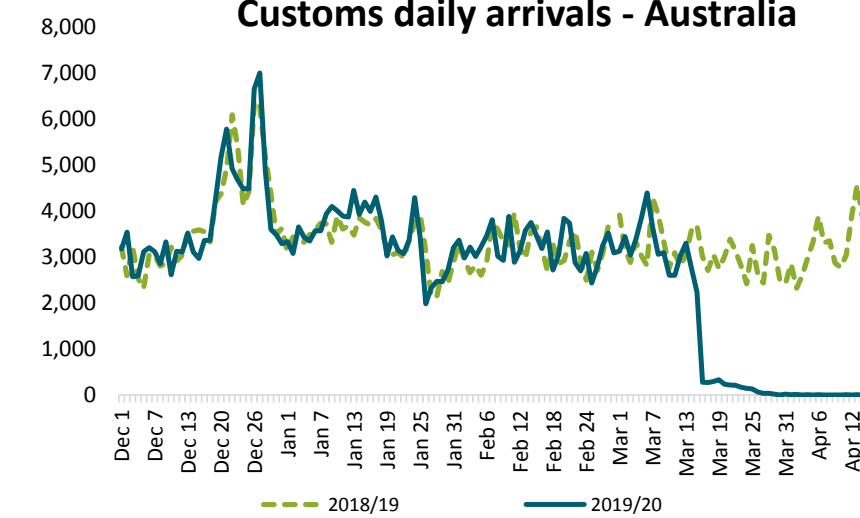
### Customs daily arrivals - China



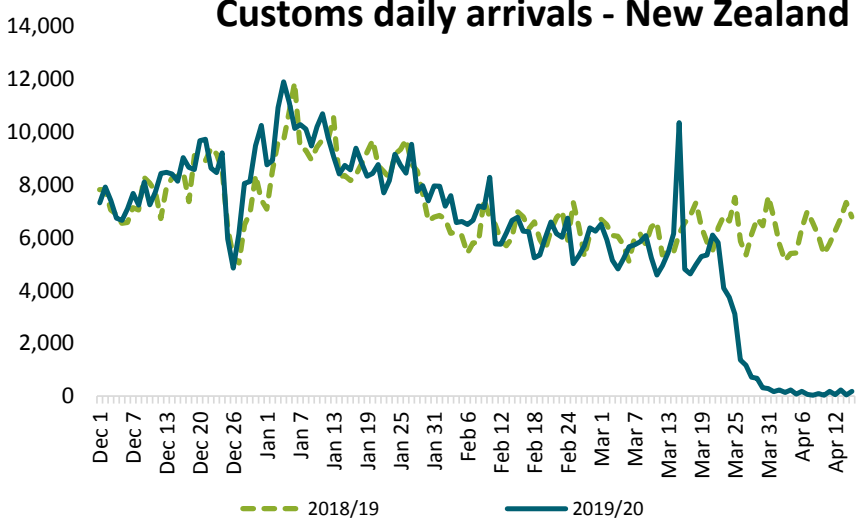
### Customs daily arrivals - Rest of Asia



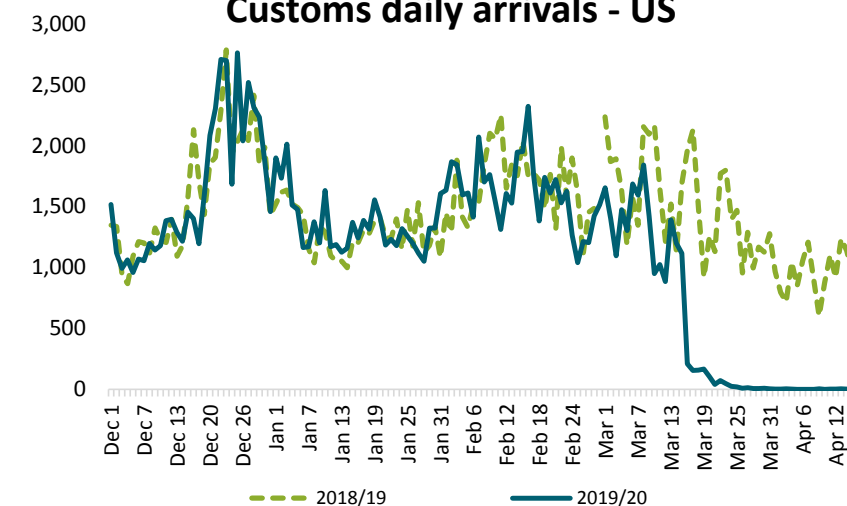
### Customs daily arrivals - Australia



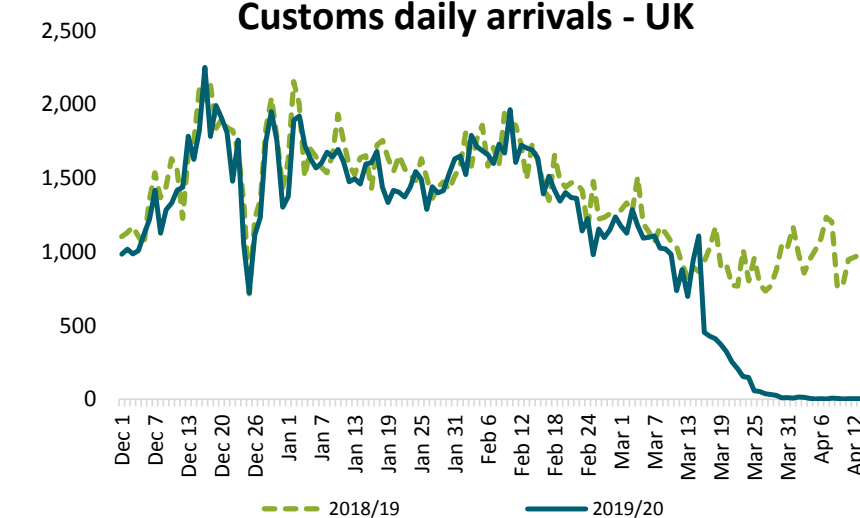
### Customs daily arrivals - New Zealand



### Customs daily arrivals - US



### Customs daily arrivals - UK

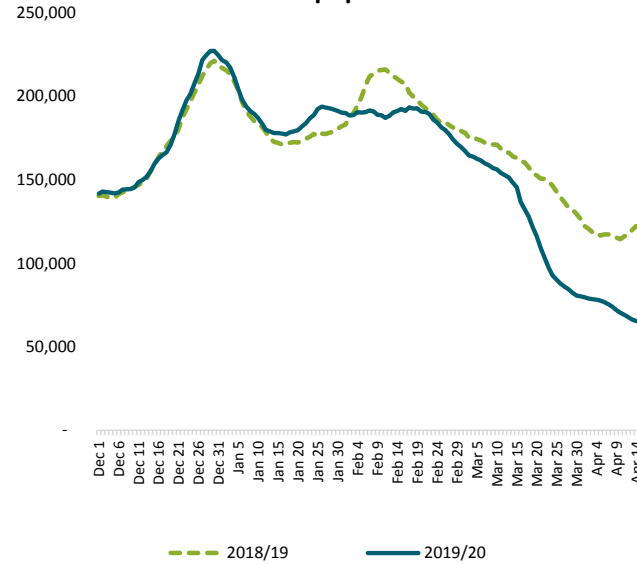


## Immigration NZ data

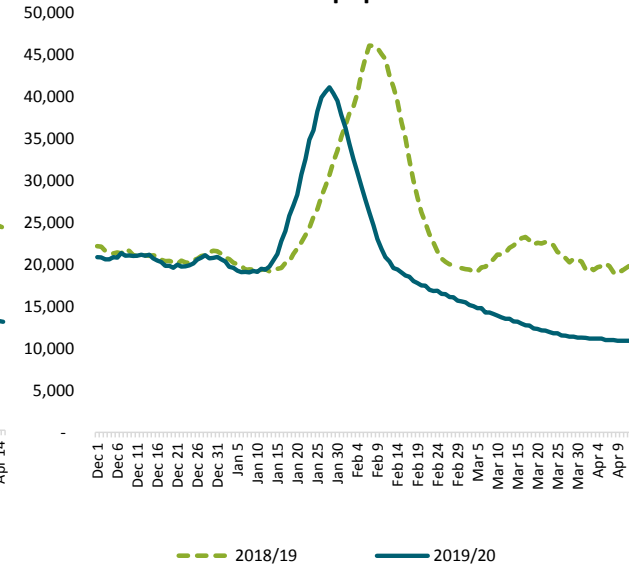
### Visitor population in New Zealand

- Immigration NZ can identify, for visitor visa holders (or NZETA holders), how many are in the country at any given time. Latest data is for April 14 2020.
- On April 14, there were 65,300 visitors in New Zealand. There were 11,900 Indian, 10,800 Chinese, and 7,700 UK visitors.
- There are significantly different results shown by market. While most markets are seeing large visitor falls over the last few weeks, the Indian market has been relatively flat, suggesting that many visitors are staying in New Zealand (probably with friends and family) over the lockdown.
- Looking at all visa types, there were 363,600 visa (+ETA) holders in the country on 14 April, with 81,000 student visa holders, 62,600 essential skills work visas, 48,400 family visas and 33,000 working holiday visas.

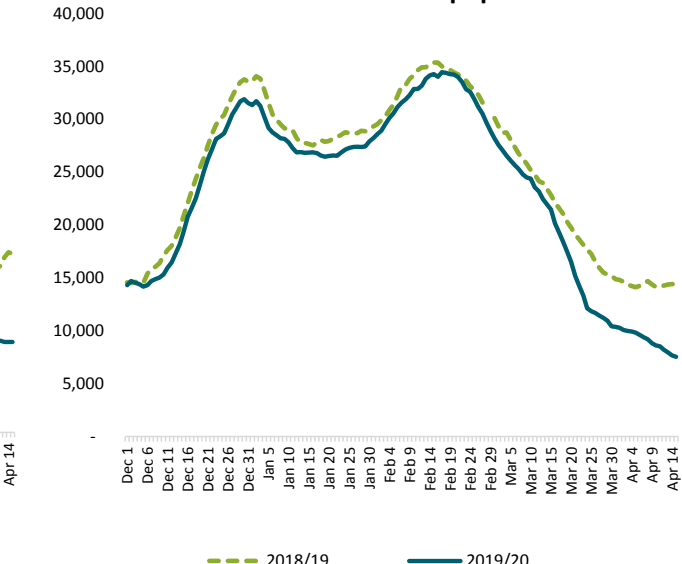
Total visitor population



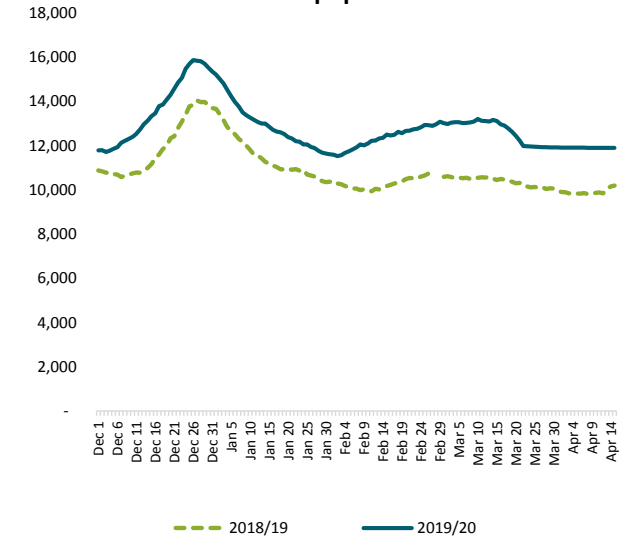
China visitor population



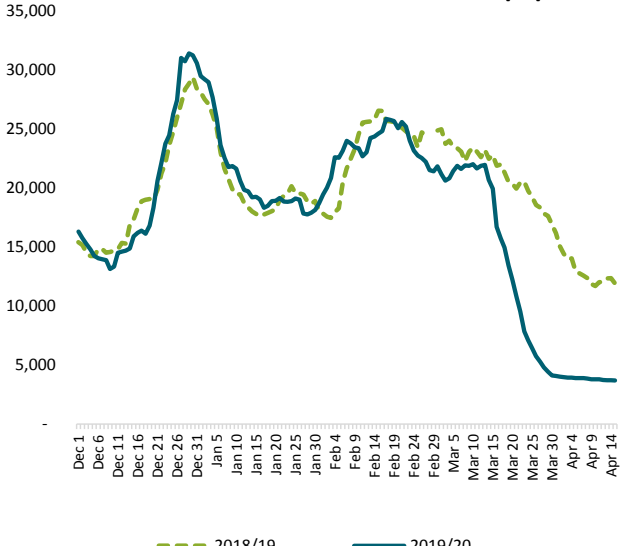
Great Britain visitor population



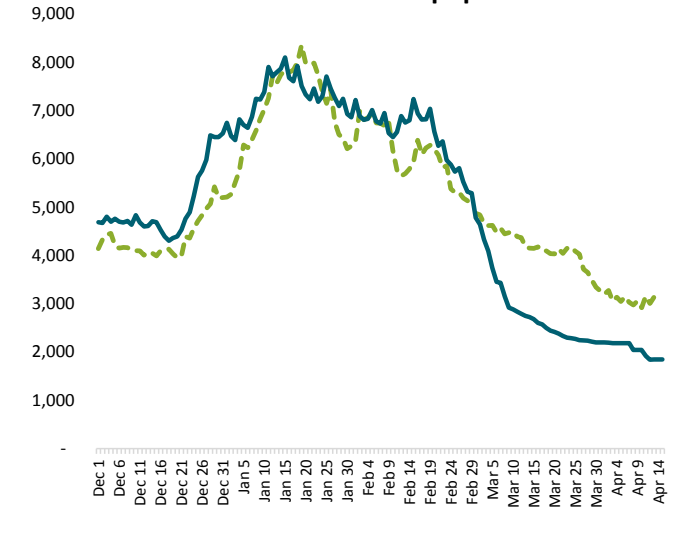
India visitor population



United States of America visitor population



South Korea visitor population



### Visitors currently in New Zealand

Nationality	Visitor visa holders in NZ, 14/4/2019	Visitor visa holders in NZ, 14/4/2020	% difference
India	10,200	11,900	17%
China	21,500	10,800	-50%
Great Britain	14,400	7,700	-47%
United States of America	12,400	3,700	-70%
South Africa	3,300	3,600	9%
France	4,900	2,000	-59%
South Korea	3,200	1,800	-44%
Germany	6,700	1,300	-81%
Canada	3,300	800	-76%
Japan	1,700	500	-71%
Other	40,700	21,300	-48%
<b>Total</b>	<b>122,300</b>	<b>65,300</b>	<b>-47%</b>

Source: Immigration NZ

### All visa types in New Zealand

Visa type	14/4/2019	14/4/2020	% change
<b>Student</b>	<b>81,200</b>	<b>81,000</b>	<b>0%</b>
Dependant	19,800	25,900	31%
Exchange Student	1,000	500	-50%
Fee Paying	57,900	51,900	-10%
Other	2,500	2,700	8%
<b>Work</b>	<b>203,200</b>	<b>217,300</b>	<b>7%</b>
Essential Skills	52,200	62,600	20%
Family	43,500	48,400	11%
Recognised Seasonal Employer	10,400	10,700	3%
Working Holiday Scheme	41,500	33,000	-20%
Other	55,600	62,600	13%
<b>Visitors</b>	<b>122,300</b>	<b>65,300</b>	<b>-47%</b>
<b>Total</b>	<b>406,700</b>	<b>363,600</b>	<b>-11%</b>

**Caveats:** Numbers exclude Australians, who are treated similar to New Zealand citizens at the border. Other countries, including visa waiver countries, are included in these numbers.

**NB:** There is some significant changes to the estimates of visitor population from the previously published data. This is due to an improvement in the methodology that included some visitors that had previously been excluded. Though we do not expect any further changes to the method going forward, because this is an experimental series the numbers should be treated as indicative, rather than definitive.