

Tourism data factsheet: COVID-19 response

This data compiles a range of sources to assist planning and decision-making around COVID-19. Sources used in this factsheet include data from Customs NZ and Immigration NZ.

Many of these data sources are provisional, indicative or early estimates, and may not align with officially released data. The data is released much earlier than usual, for the purposes of COVID-19 planning, and often doesn't have the level of checking, validation and adjustment required for official statistics. Therefore, they are likely to change, and should not be directly compared with official statistics. Please treat these numbers as they should be treated –as early indicators of potential impacts, and not definitive results.

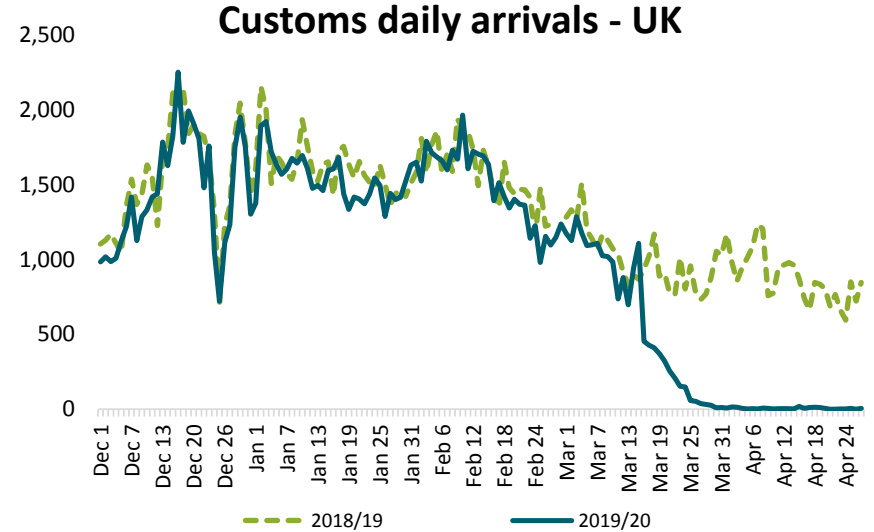
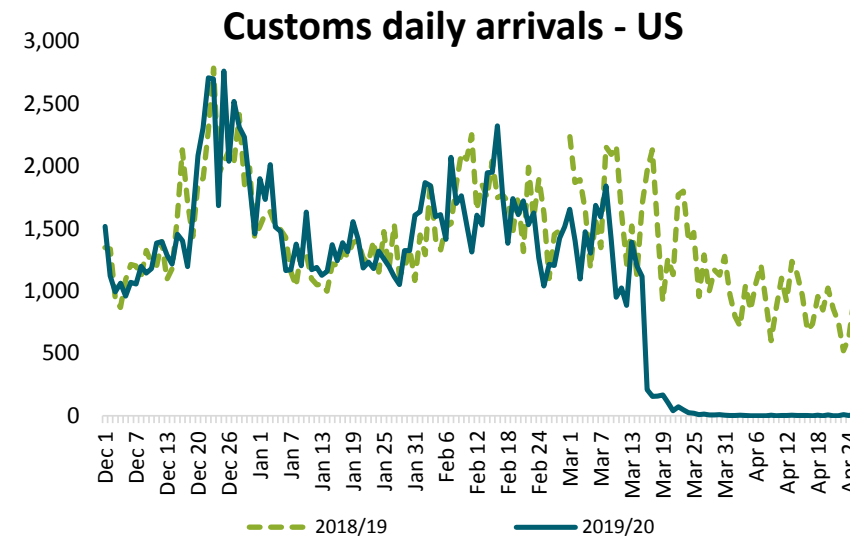
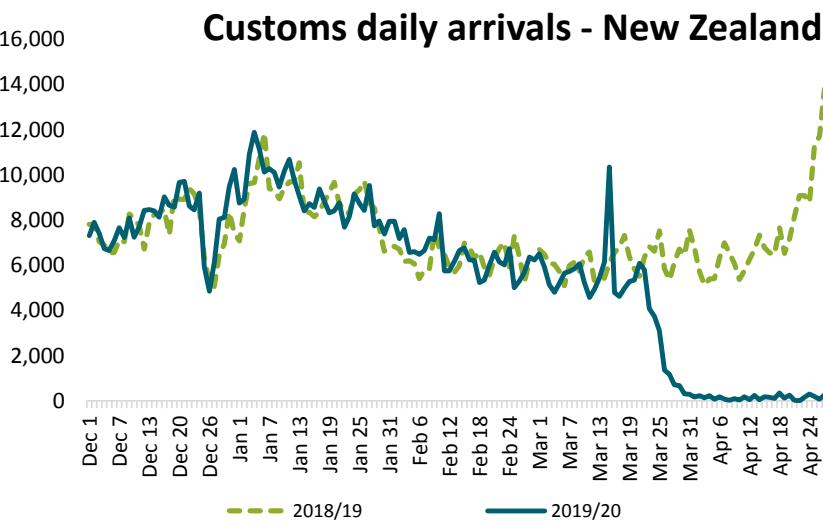
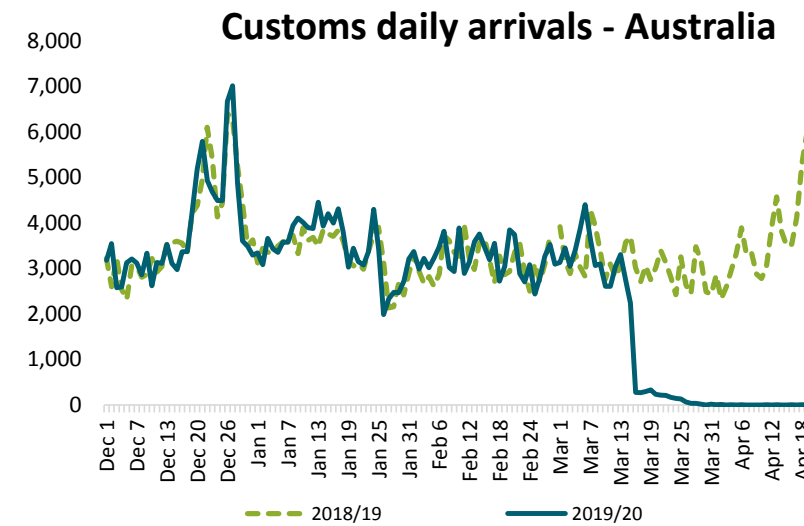
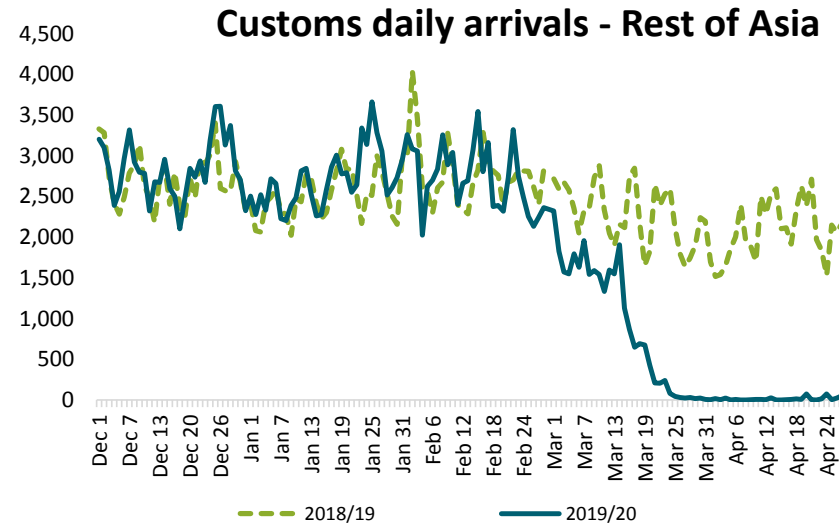
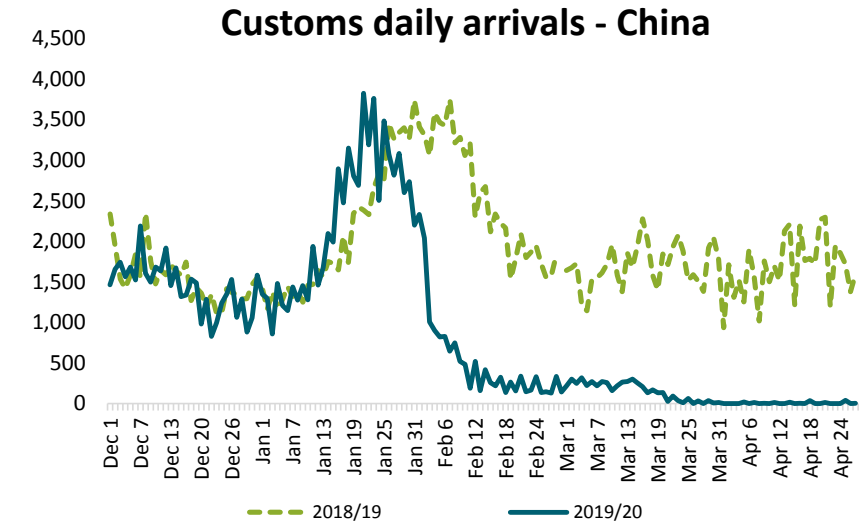
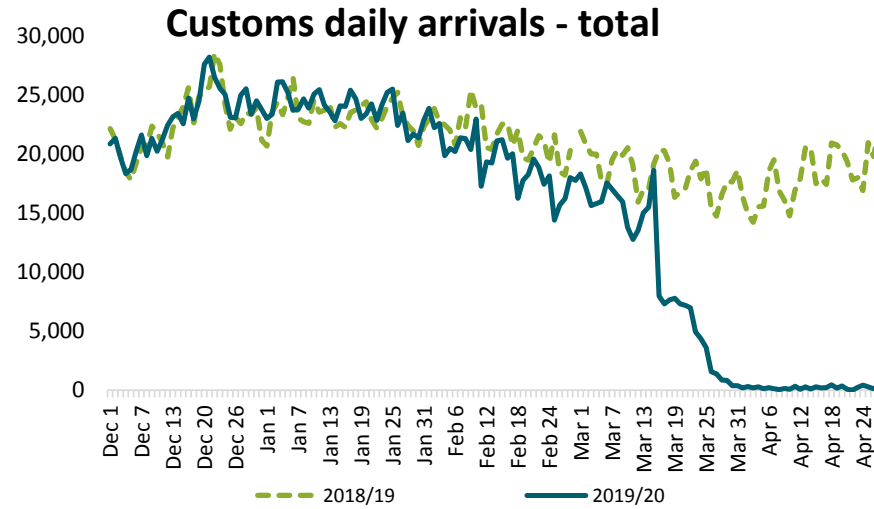
Customs arrivals

- Customs arrivals data are available up to 27 April 2020.
- Following the lockdown, arrivals have slowed towards a stop. 71% of all arrivals are for New Zealand citizens. We assume that most other arrivals from other nationalities on the week ended 27st of April are New Zealand citizens returning home on foreign passports.

Nationality	Arrivals (week ended April 27)	Same week previous year	% change
Total	1,433	134,763	-99%
New Zealand	1,024	71,920	-99%
Australia	43	14,985	-100%
UK	13	5,124	-100%
Rest of Asia	171	14,436	-99%
China	55	11,997	-100%
US	19	4,734	-100%

Source: Customs NZ

Caveats: These are raw counts of arrivals of commercial air passengers based on Customs craft arrival data using passport information. It may be amended at any time.

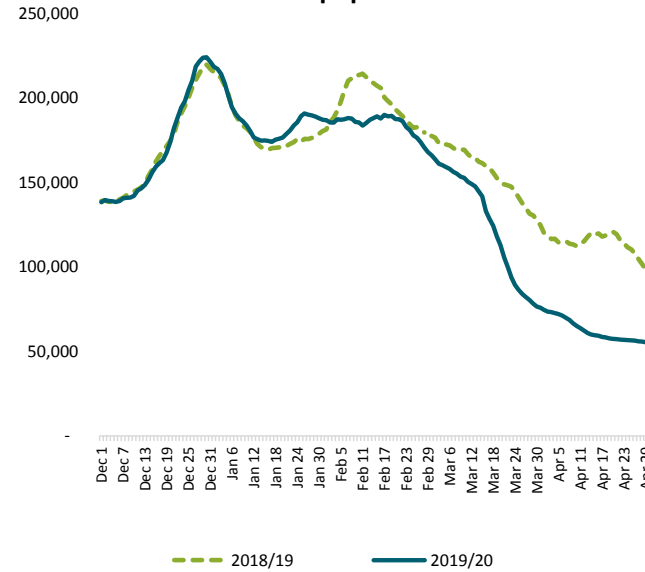


Immigration NZ data

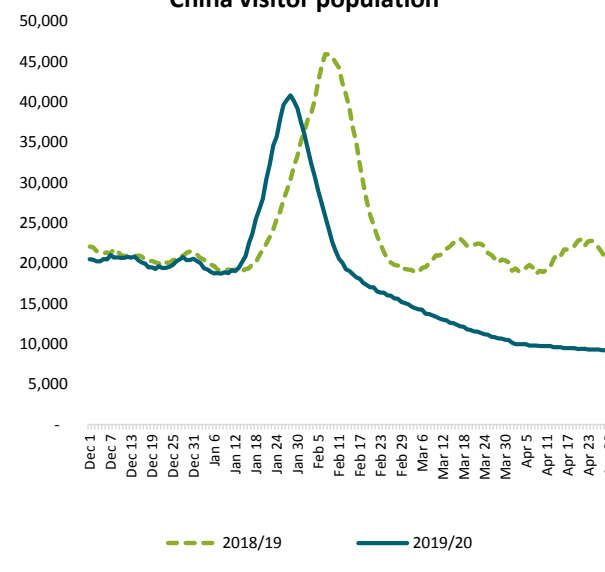
Visitor population in New Zealand

- Immigration NZ can identify, for visitor visa holders (or NZETA holders), how many are in the country at any given time. Latest data is for April 30 2020.
- On April 30, there were 55,400 visitors in New Zealand. There were 11,300 Indian, 9,100 Chinese, and 5,500 UK visitors.
- There are significantly different results shown by market. While most markets are seeing large visitor falls over the last few weeks, the Indian market has been relatively flat, suggesting that many visitors are staying in New Zealand (probably with friends and family) over the lockdown.
- Looking at all visa types, there were 349,700 visa (+ETA) holders in the country on 30 April, with 80,000 student visa holders, 62,500 essential skills work visas, 48,700 family visas and 29,900 working holiday visas.
- Australians are not included in these counts. An estimated 11,200 Australian short term visitors were in the country as of April 30, 2020 (this estimate uses a different methodology and should be treated as indicative only).

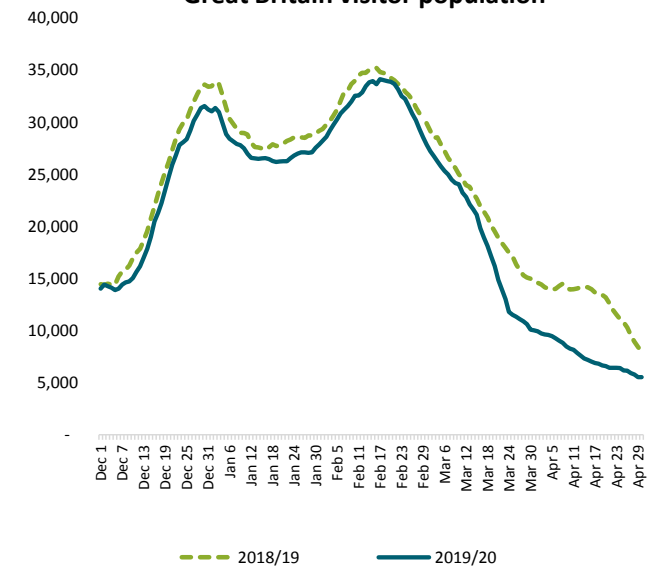
Total visitor population



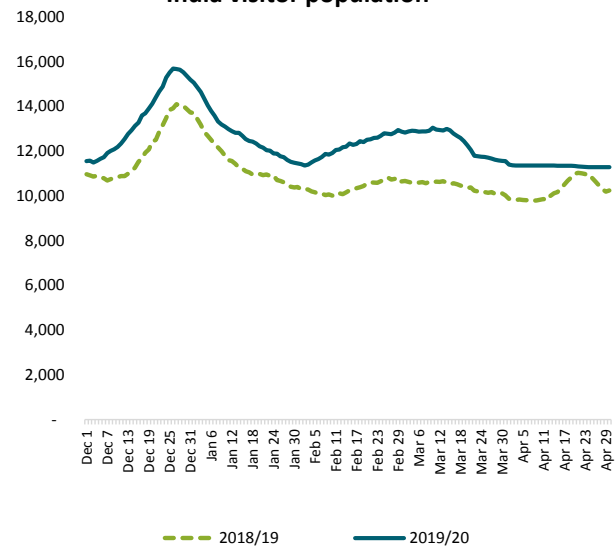
China visitor population



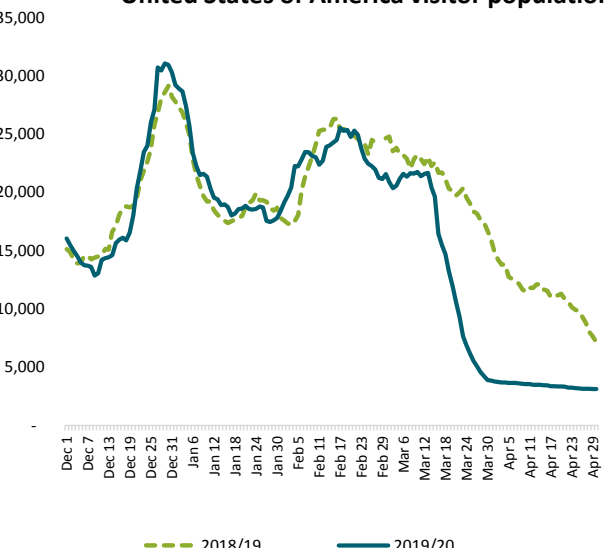
Great Britain visitor population



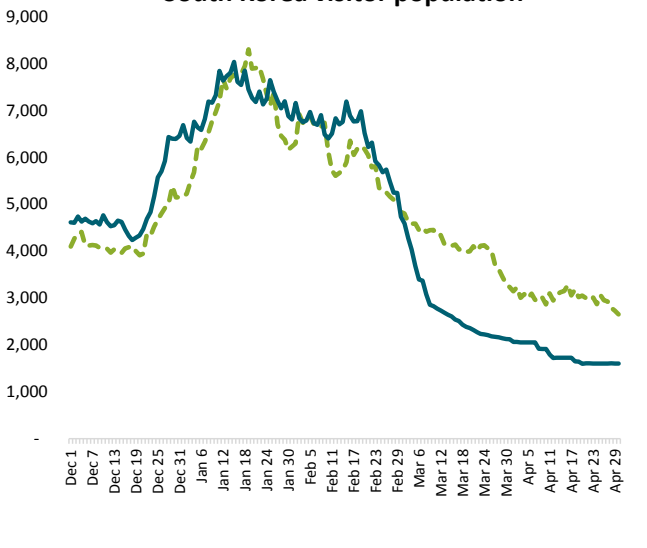
India visitor population



United States of America visitor population



South Korea visitor population



Visitors currently in New Zealand

Nationality	Visitor visa holders in NZ, 30/4/2019	Visitor visa holders in NZ, 30/4/2020	% difference
India	10,200	11,300	11%
China	19,600	9,100	-54%
Great Britain	8,000	5,500	-31%
South Africa	3,400	3,400	0%
United States of America	7,100	3,100	-56%
South Korea	2,700	1,600	-41%
France	2,700	1,200	-56%
Germany	3,800	1,200	-68%
Canada	2,000	600	-70%
Japan	4,300	400	-91%
Other	33,000	17,800	-46%
Total	96,800	55,400	-43%

Source: Immigration NZ

All visa types in New Zealand

Visa type	30/3/2020	30/4/2020	% change
Student	82,100	80,000	-3%
Dependant	26,000	25,900	0%
Exchange Student	600	500	-17%
Fee Paying	52,900	51,000	-4%
Other	2,500	2,600	4%
Work	220,500	214,300	-3%
Essential Skills	62,600	62,500	0%
Family	48,400	48,700	1%
Recognised Seasonal Employer	10,700	10,700	0%
Working Holiday Scheme	36,200	29,900	-17%
Other	62,600	62,500	0%
Visitors	76,600	55,400	-28%
Total	379,200	349,700	-8%

Source: Immigration NZ.

Caveats: Numbers exclude Australians, who are treated similar to New Zealand citizens at the border. Other countries, including visa waiver countries, are included in these numbers.

NB: There is some significant changes to the estimates of visitor population from the previously published data. This is due to an improvement in the methodology that included some visitors that had previously been excluded. Though we do not expect any further changes to the method going forward, because this is an experimental series the numbers should be treated as indicative, rather than definitive.