

QUARTERLY CONNECTIVITY UPDATE

Q4: to 31 DECEMBER 2020



CONTENTS


Q4 HIGHLIGHTS	3
OUR TARGETS	4
OVERALL PROGRESS	5
UFB SNAPSHOTS	6
UPDATE BY REGION	
NORTHLAND.....	8
AUCKLAND	9
WAIKATO	10
BAY OF PLENTY	11
GISBORNE	12
HAWKE'S BAY	13
TARANAKI	14
MANAWATŪ-WHANGANUI	15
WELLINGTON.....	16
TOP OF THE SOUTH	17
WEST COAST	18
CANTERBURY.....	19
OTAGO	20
SOUTHLAND.....	21



Cover: Rural Connectivity Group: Mahana, Tasman
Rural Connectivity Group: Dorie, Canterbury


Q4 HIGHLIGHTS

OCTOBER - DECEMBER 2020



19,345

UFB HOMES & BUSINESSES PASSED



33,800

UFB CONNECTIONS



63%

UFB UPTAKE




32

UFB TOWNS AND CITIES COMPLETED



85km

FIBRE LINKS KM COMPLETE



39

NEW MOBILE TOWERS COMPLETE



4,405

RURAL HOMES & BUSINESSES WITH ACCESS TO IMPROVED BROADBAND



77km

STATE HIGHWAY COVERED



6

NEW TOURISM SITES COVERED



97

MARAE CONNECTED THIS QUARTER



122

MARAE WITH HARDWARE INSTALLED THIS QUARTER



\$50.7m

INVESTMENT IN DIGITAL CONNECTIVITY THIS QUARTER




21

MOBILE TOWER WITH CAPACITY UPGRADE THIS QUARTER

OUR TARGETS

ULTRA-FAST BROADBAND (UFB) TARGETS



OVER 1.8 MILLION HOMES & BUSINESSES

(87% of New Zealanders) will have access to UFB by the end of 2022



UFB will be rolled out to over 411 TOWNS & CITIES



When the programme is complete New Zealand will be one of the **LEADING COUNTRIES** in the OECD for fibre availability



OUR OVERALL TARGET

99.8%

of New Zealand's population will be able to access improved broadband by the end of 2023

RURAL BROADBAND INITIATIVE PHASE 2 (RBIZ) AND MOBILE BLACK SPOT FUND (MBSF) TARGETS



872 ELIGIBLE MARAE

can connect to broadband on request



84,000 RURAL HOMES AND BUSINESSES

will receive improved broadband by the end of 2023



ABOUT 1,400 KM of State Highway and over 168 TOURISM SITES

will receive mobile coverage



372KM FIBRE LINKS KMS



70 MOBILE TOWER CAPACITY UPGRADES

OVERALL PROGRESS


ULTRA-FAST BROADBAND (UFB) AND FIBRE PROGRESS



248 UFB TOWNS AND CITIES
are now complete



The UFB build is
94% COMPLETE AND 1% AHEAD
of schedule



1,079,643 HOMES AND BUSINESSES
connected to UFB



UPTAKE
63%



106.7 KM
Fibre Links KM
29% Complete

OUR OVERALL PROGRESS FOR UFB



84%
OF NEW ZEALANDERS
CAN NOW ACCESS UFB



374
MARAЕ
ARE NOW
CONNECTED



INVESTED
IN CY2020

\$208m

Total Investment



322
MARAЕ WITH
HARDWARE
INSTALLED

RURAL BROADBAND AND MOBILE BLACK SPOT FUND PROGRESS



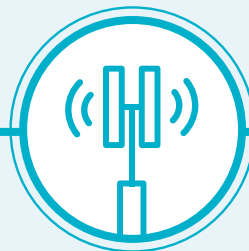
59,439 RURAL HOMES AND BUSINESSES
can access improved
broadband
70% complete



58 TOURISM SITES
have mobile coverage
35% complete



788KM OF STATE HIGHWAY
have mobile coverage
56% complete



196 MOBILE TOWERS
are live
34% complete



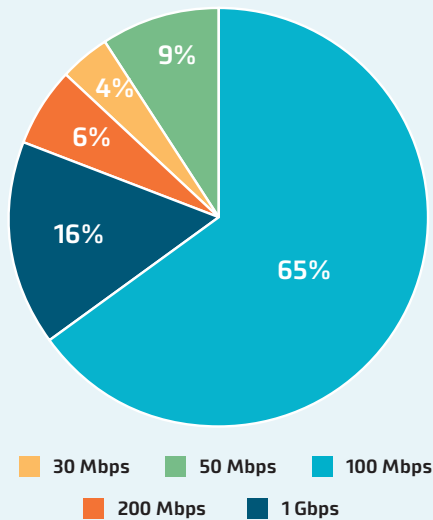
22 MOBILE TOWERS CAPACITY UPGRADE
31% complete

UFB SNAPSHOTS

TOP 10 CENTRES FOR UFB UPTAKE THIS QUARTER

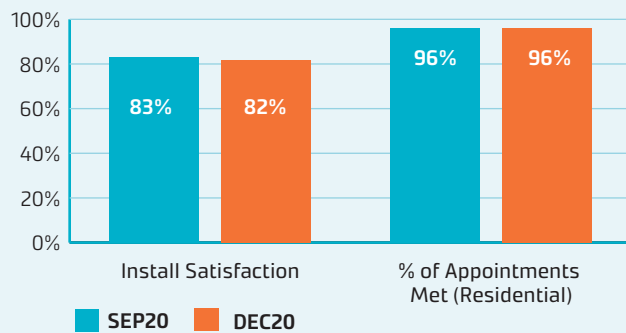
RANK	TOWN	UPTAKE %	CHANGE IN RANK
1	Morrinsville	88%	-
2	Whatawhata	88%	-
3	Horotiu	87%	-
4	Rolleston	78%	-
5	Mosgiel	77%	+3
6	Te Kauwhata	77%	New
7	Waiuku	74%	-2
8	Hamilton	74%	-2
9	Tauranga	74%	-2
10	Lincoln	72%	-1

UFB PRODUCT MIX AND INSTALLATION MEASURES

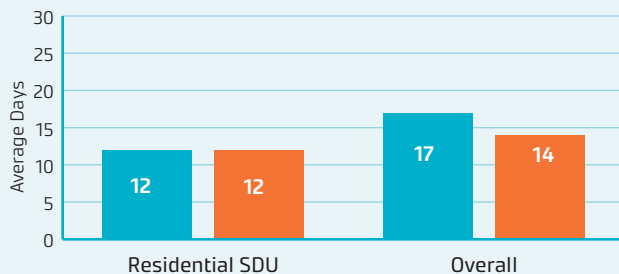


The average speed of UFB services is **245 Mbps**. Consumers are continuing to migrate to higher speed UFB plans, including the gigabit plan.

UFB INSTALL CUSTOMER MEASURES



UFB AVERAGE DAYS TO INSTALL




GIGABIT CONNECTIONS

173,868

Gigabit connections - end of quarter

12,448

Additional connections this quarter



UPDATE BY REGION



NORTHLAND



UFB AND FIBRE

- There are **26** towns and cities with UFB available.
- **54%** of those with access to UFB have connected.
- There is a total of **24,784** premises connected.

RANK	TOWN	UPTAKE
1	Waipū	70%
2	Hikurangi	68%
3	Whangārei	66%
4	Kerikeri	58%
5	Mangawhai	56%



RURAL BROADBAND AND MOBILE BLACK SPOTS

- There are **7,706** households or businesses with RBI2 access which is **84%** of target.
- There are **96** kilometres of mobile coverage on State Highways which is **85%** of target.
- There are **7** tourist sites with mobile coverage which is **47%** of target.
- There have been **31** mobile towers built which is **48%** of target.
- **3** mobile towers with capacity upgrades.



MARAE

There are **88** Marae connected in Northland.

TOTAL INVESTED:

Northland: **\$74.3m**



AUCKLAND



UFB AND FIBRE

- There are **10** towns and cities with UFB available.
- **71%** of those with access to UFB have connected.
- There is a total of **409,253** premises connected.

RANK	TOWN	UPTAKE
1	Waiuku	74%
2	Auckland	72%
3	Waimauku	70%
4	Pukekohe	66%
5	Waiheke Island	59%



RURAL BROADBAND AND MOBILE BLACK SPOTS

- There are **4,171** households or businesses with RBI2 access which is **68%** of target.
- There are **10** kilometres of mobile coverage on State Highways which is **66%** of target.
- There have been **5** mobile towers built which is **19%** of target.



MARAE

There are **12** Marae connected in Auckland.

TOTAL INVESTED:

Auckland: **\$465.7m**



WAIKATO



UFB AND FIBRE

- There are **46** towns and cities with UFB available.
- **62%** of those with access to UFB have connected.
- There is a total of **89,952** premises connected.

RANK	TOWN	UPTAKE
1	Morrinsville	88%
2	Whatawhata	88%
3	Horotiu	87%
4	Te Kauwhata	77%
5	Hamilton	74%



RURAL BROADBAND AND MOBILE BLACK SPOTS

- There are **6,373** households or businesses with RB12 access which is **62%** of target.
- There are **52** kilometres of mobile coverage on State Highways which is **49%** of target.
- There are **4** tourist sites with mobile coverage which is **31%** of target.
- There have been **13** mobile towers built which is **19%** of target.
- **7** mobile towers with capacity upgrades.



MARAE

There are **48** Marae connected in Waikato.

TOTAL INVESTED:

Waikato: **\$175.6m**



BAY OF PLENTY



UFB AND FIBRE

- There are **14** towns and cities with UFB available.
- **66%** of those with access to UFB have connected.
- There is a total of **74,808** premises connected.

RANK	TOWN	UPTAKE
1	Tauranga	74%
2	Rotorua	61%
3	Whakatāne	58%
4	Ōmokoroa	54%
5	Kawerau	48%



RURAL BROADBAND AND MOBILE BLACK SPOTS

- There are **3,648** households or businesses with RBI2 access which is **59%** of target.
- There are **37** kilometres of mobile coverage on State Highways which is **55%** of target.
- There are **8** tourist sites with mobile coverage which is **89%** of target.
- There have been **8** mobile towers built which is **23%** of target.
- **1** mobile tower with capacity upgrades.



MARAE

There are **52** Marae connected in the Bay of Plenty.

TOTAL INVESTED:

Bay of Plenty: **\$110.9m**



GISBORNE



UFB AND FIBRE

- There are **5** towns and cities with UFB available.
- **54%** of those with access to UFB have connected.
- There is a total of **8,423** premises connected.

RANK	TOWN	UPTAKE
1	Gisborne	55%
2	Ruatoria	50%
3	Tolaga Bay	43%



RURAL BROADBAND AND MOBILE BLACK SPOTS

- There are **1,672** households or businesses with RBI2 access which is **69%** of target.
- There are **83** kilometres of mobile coverage on State Highways which is **74%** of target.
- There is **1** tourist site with mobile coverage which is **25%** of target.
- There have been **5** mobile towers built which is **29%** of target.



MARAE

There are **51** Marae connected in Gisborne.

TOTAL INVESTED:

Gisborne: **\$18.9m**



HAWKE'S BAY



UFB AND FIBRE

- There are **11** towns and cities with UFB available.
- **55%** of those with access to UFB have connected.
- There is a total of **31,878** premises connected.

RANK	TOWN	UPTAKE
1	Bay View	69%
2	Havelock	62%
3	Napier	60%
4	Wairoa	53%
5	Takapau	52%



RURAL BROADBAND AND MOBILE BLACK SPOTS

- There are **2,485** households or businesses with RBI2 access which is **59%** of target.
- There are **55** kilometres of mobile coverage on State Highways which is **53%** of target.
- There are **3** tourist sites with mobile coverage which is **33%** of target.
- There have been **19** mobile towers built which is **42%** of target.
- **1** mobile tower with capacity upgrades.



MARAE

There are **47** Marae connected in Hawke's Bay.

TOTAL INVESTED:

Hawke's Bay: **\$62.1m**



TARANAKI



UFB AND FIBRE

- There are **16** towns and cities with UFB available.
- **60%** of those with access to UFB have connected.
- There is a total of **26,170** premises connected.

RANK	TOWN	UPTAKE
1	New Plymouth	66%
2	Lepperton	64%
3	Hāwera	62%
4	Stratford	52%
5	Inglewood	50%



RURAL BROADBAND AND MOBILE BLACK SPOTS

- There are **2,020** households or businesses with RB12 access which is **84%** of target.
- There are **53** kilometres of mobile coverage on State Highways which is **68%** of target.
- There are **2** tourist sites with mobile coverage which is **67%** of target.
- There have been **11** mobile towers built which is **65%** of target.



MARAE

There are **13** Marae connected in Taranaki.

TOTAL INVESTED:

Taranaki: **\$40.4m**



MANAWATŪ-WHANGANUI



UFB AND FIBRE

- There are **21** towns and cities with UFB available.
- **56%** of those with access to UFB have connected.
- There is a total of **46,304** premises connected.

RANK	TOWN	UPTAKE
1	Longburn	72%
2	Palmerston North	64%
3	Feilding	63%
4	Summerhill	58%
5	Levin	57%



RURAL BROADBAND AND MOBILE BLACK SPOTS

- There are **8,932** households or businesses with RBI2 access which is **80%** of target.
- There are **61** kilometres of mobile coverage on State Highways which is **71%** of target.
- There are **3** tourist sites with mobile coverage which is **50%** of target.
- There have been **19** mobile towers built which is **48%** of target.
- **5** mobile towers with capacity upgrades.



MARAE

There are **39** Marae connected in Manawatū-Whanganui.

TOTAL INVESTED:

Manawatu-Whanganui: **\$97.2m**



WELLINGTON



UFB AND FIBRE

- There are **14** towns and cities with UFB available.
- **53%** of those with access to UFB have connected.
- There is a total of **117,291** premises connected.

RANK	TOWN	UPTAKE
1	Masterton	60%
2	Carterton	58%
3	Porirua	57%
4	Wellington	55%
5	Ōtaki	54%



RURAL BROADBAND AND MOBILE BLACK SPOTS

- There are **2,007** households or businesses with RBI2 access which is **52%** of target.
- There is **1** tourist site with mobile coverage which is **20%** of target.
- There has been **1** mobile tower built which is **4%** of target.



MARAE

There are **10** Marae connected in Wellington.

TOTAL INVESTED:

Wellington: **\$188.8m**



TOP OF THE SOUTH



UFB AND FIBRE

- There are **10** towns and cities with UFB available.
- **62%** of those with access to UFB have connected.
- There is a total of **32,361** premises connected.

RANK	TOWN	UPTAKE
1	Nelson	71%
2	Ruby Bay	70%
3	Blenheim	60%
4	Motueka	54%
5	Picton	39%



RURAL BROADBAND AND MOBILE BLACK SPOTS

- There are **2,920** households or businesses with RBI2 access which is **58%** of target.
- There are **102** kilometres of mobile coverage on State Highways which is **75%** of target.
- There are **3** tourist sites with mobile coverage which is **20%** of target.
- There have been **18** mobile towers built which is **34%** of target.
- **1** mobile tower with capacity upgrades.

TOTAL INVESTED:

Top of the South: **\$67.4m**



WEST COAST



UFB AND FIBRE

- There are **16** towns and cities with UFB available.
- **45%** of those with access to UFB have connected.
- There is a total of **5,330** premises connected.
- **107** kilometres of Fibre Link Backhaul built.

RANK	TOWN	UPTAKE
1	Hokitika	67%
2	Greymouth	58%
3	Runanga	53%
4	Taylorville	42%
5	Punakaiki	40%



RURAL BROADBAND AND MOBILE BLACK SPOTS

- There are **1,640** households or businesses with RB12 access which is **57%** of target.
- There are **71** kilometres of mobile coverage on State Highways which is **27%** of target.
- There are **13** tourist sites with mobile coverage which is **42%** of target.
- There have been **18** mobile towers built which is **36%** of target.



MARAE

There are **4** Marae connected in West Coast.

TOTAL INVESTED:

West Coast: **\$35.3m**



CANTERBURY



UFB AND FIBRE

- There are **36** towns and cities with UFB available.
- **61%** of those with access to UFB have connected.
- There is a total of **142,526** premises connected.

RANK	TOWN	UPTAKE
1	Rolleston	78%
2	Lincoln	72%
3	Woodend	69%
4	Rangiora	64%
5	Timaru	63%



RURAL BROADBAND AND MOBILE BLACK SPOTS

- There are **6,988** households or businesses with RBI2 access which is **72%** of target.
- There are **75** kilometres of mobile coverage on State Highways which is **54%** of target.
- There are **5** tourist sites with mobile coverage which is **18%** of target.
- There have been **16** mobile towers built which is **25%** of target.



MARAE

There are **8** Marae connected in Canterbury.

TOTAL INVESTED:

Canterbury: **\$215.3m**



OTAGO



UFB AND FIBRE

- There are **14** towns and cities with UFB available.
- **60%** of those with access to UFB have connected.
- There is a total of **51,552** premises connected.

RANK	TOWN	UPTAKE
1	Mosgiel	77%
2	Dunedin	66%
3	Cromwell	64%
4	Queenstown	56%
5	Ōamaru	55%



RURAL BROADBAND AND MOBILE BLACK SPOTS

- There are **3,693** households or businesses with RB12 access which is **74%** of target.
- There are **85** kilometres of mobile coverage on State Highways which is **58%** of target.
- There are **4** tourist sites with mobile coverage which is **33%** of target.
- There have been **10** mobile towers built which is **30%** of target.
- **1** mobile tower with capacity upgrades.

TOTAL INVESTED:

Otago: **\$91.4m**



SOUTHLAND



UFB AND FIBRE

- There are **9** towns and cities with UFB available.
- **58%** of those with access to UFB have connected.
- There is a total of **19,011** premises connected.

RANK	TOWN	UPTAKE
1	Otatara	68%
2	Invercargill	67%
3	Winton	41%
4	Mossburn	35%
5	Manapouri	30%



RURAL BROADBAND AND MOBILE BLACK SPOTS

- There are **5,184** households or businesses with RBI2 access which is **89%** of target.
- There are **7** kilometres of mobile coverage on State Highways which is **16%** of target.
- There are **4** tourist sites with mobile coverage which is **25%** of target.
- There have been **22** mobile towers built which is **56%** of target.
- **1** mobile tower with capacity upgrades.



MARAE

There are **4** Marae connected in Southland.

TOTAL INVESTED:

Southland: **\$44.8m**

