

QUARTERLY CONNECTIVITY UPDATE

Q1: to 31 MARCH 2021



Q1 HIGHLIGHTS	3
OUR TARGETS	4
OVERALL PROGRESS	5
UFB SNAPSHOTS	6
UPDATE BY REGION	
NORTHLAND	8
AUCKLAND	9
WAIKATO	10
BAY OF PLENTY	11
GISBORNE	12
HAWKE'S BAY	13
TARANAKI	14
MANAWATŪ-WHANGANUI	15
WELLINGTON	16
TOP OF THE SOUTH	17
WEST COAST	18
CANTERBURY	19
OTAGO	20
SOUTHLAND	21

CONTENTS



Cover: Brother's, Canterbury - Ultimate Broadband
Hinahina Hill, Otago - Unifone


Q1 HIGHLIGHTS

JANUARY - MARCH 2021



23,575

UFB HOMES & BUSINESSES PASSED



35,740

UFB CONNECTIONS



64%

UFB UPTAKE




33

UFB TOWNS AND CITIES COMPLETED



63km

FIBRE LINKS KM COMPLETE



37

NEW MOBILE TOWERS COMPLETE



3,187

RURAL HOMES & BUSINESSES WITH ACCESS TO IMPROVED BROADBAND



48km

STATE HIGHWAY COVERED



0

NEW TOURISM SITES COVERED



46

MARAE CONNECTED THIS QUARTER



62

MARAE WITH HARDWARE INSTALLED THIS QUARTER



\$76.7m

INVESTMENT IN DIGITAL CONNECTIVITY THIS QUARTER




6

MOBILE TOWER WITH CAPACITY UPGRADE THIS QUARTER

OUR TARGETS

ULTRA-FAST BROADBAND (UFB) TARGETS



OVER 1.8 MILLION HOMES & BUSINESSES

(87% of New Zealanders) will have access to UFB by the end of 2022



UFB will be rolled out to over **412 TOWNS & CITIES**



When the programme is complete New Zealand will be one of the **LEADING COUNTRIES** in the OECD for fibre availability



OUR OVERALL TARGET

99.8%


of New Zealand's population will be able to access improved broadband by the end of 2023

RURAL BROADBAND INITIATIVE PHASE 2 (RBIZ) AND MOBILE BLACK SPOT FUND (MBSF) TARGETS



875 ELIGIBLE MARAE

can connect to broadband on request



84,000 RURAL HOMES AND BUSINESSES

will receive improved broadband by the end of 2023



ABOUT 1,400 KM of State Highway and over **168 TOURISM SITES**

will receive mobile coverage



372KM FIBRE LINKS KMS



70 MOBILE TOWER CAPACITY UPGRADES

OVERALL PROGRESS


ULTRA-FAST BROADBAND (UFB) AND FIBRE PROGRESS



281 UFB TOWNS AND CITIES
are now complete



The UFB build is
96% COMPLETE AND 2% AHEAD
of schedule



1,115,383 HOMES AND BUSINESSES
connected to UFB



UPTAKE 64%



170 KM
Fibre Links KM
29% Complete

OUR OVERALL PROGRESS FOR UFB



84%
OF NEW ZEALANDERS
CAN NOW ACCESS UFB



420
MARAЕ
ARE NOW
CONNECTED



INVESTED \$1.75b
PTD*

Total Investment



384
MARAЕ WITH
HARDWARE
INSTALLED

RURAL BROADBAND AND MOBILE BLACK SPOT FUND PROGRESS




62,626 RURAL HOMES AND BUSINESSES
can access improved
broadband
74% complete



58 TOURISM SITES
have mobile coverage
35% complete



836KM OF STATE HIGHWAY
have mobile coverage
59% complete



233 MOBILE TOWERS
are live
40% complete



28 MOBILE TOWERS CAPACITY UPGRADE
40% complete

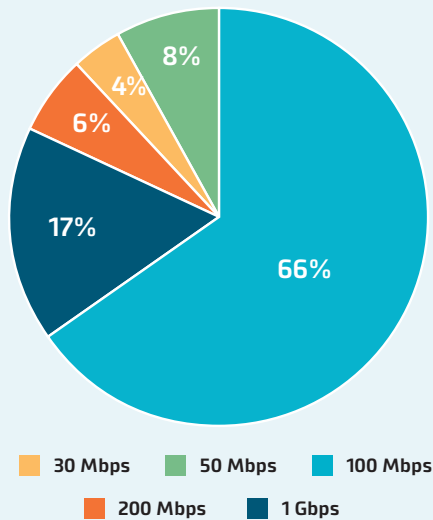
*PTD = Project to Date

UFB SNAPSHOTS

TOP 10 CENTRES FOR UFB UPTAKE THIS QUARTER

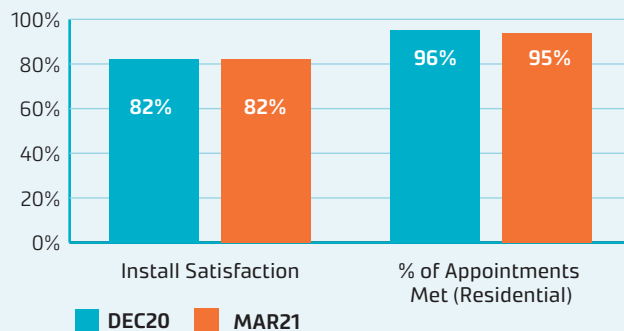
RANK	TOWN	UPTAKE %	CHANGE IN RANK
1	Whatawhata	92%	+1
2	Morrinsville	88%	-1
3	Horotiu	88%	-
4	Te Kauwhata	82%	+2
5	Rolleston	80%	-1
6	Mosgiel	78%	-1
7	Hamilton	75%	+1
8	Waiuku	75%	-1
9	Tauranga	75%	-
10	Waimauku	75%	NEW

UFB PRODUCT MIX AND INSTALLATION MEASURES

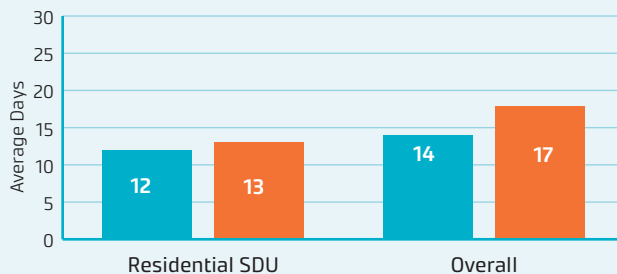


The average speed of UFB services is **253 Mbps**. Consumers are continuing to migrate to higher speed UFB plans, including the gigabit plan.

UFB INSTALL CUSTOMER MEASURES



UFB AVERAGE DAYS TO INSTALL



GIGABIT CONNECTIONS

186,528

Gigabit connections - end of quarter

12,660

Additional connections this quarter



UPDATE BY REGION



NORTHLAND



UFB AND FIBRE

- There are **26** towns and cities with UFB available.
- **57%** of those with access to UFB have connected.
- There is a total of **26,070** premises connected.

RANK	TOWN	UPTAKE
1	Waipū	72%
2	Hikurangi	69%
3	Whangārei	67%
4	Kerikeri	60%
5	Mangawhai	59%



RURAL BROADBAND AND MOBILE BLACK SPOTS

- There are **7,991** households or businesses with RBI2 access which is **87%** of target.
- There are **96** kilometres of mobile coverage on State Highways which is **85%** of target.
- There are **7** tourist sites with mobile coverage which is **47%** of target.
- There have been **35** mobile towers built which is **55%** of target.
- **5** mobile towers with capacity upgrades which is **71%** of target.



MARAE

There are **91** Marae connected in Northland.

TOTAL INVESTED:

Northland: **\$78.1m**



AUCKLAND



UFB AND FIBRE

- There are **15** towns and cities with UFB available.
- **72%** of those with access to UFB have connected.
- There is a total of **418,289** premises connected.

RANK	TOWN	UPTAKE
1	Waiuku	75%
2	Waimauku	75%
3	Auckland	73%
4	Pukekohe	67%
5	Waiheke Island	60%



RURAL BROADBAND AND MOBILE BLACK SPOTS

- There are **4,336** households or businesses with RB12 access which is **71%** of target.
- There are **10** kilometres of mobile coverage on State Highways which is **66%** of target.
- There have been **7** mobile towers built which is **27%** of target.
- **1** mobile tower with capacity upgrades which is **33%** of target.



MARAE

There are **13** Marae connected in Auckland.

TOTAL INVESTED:

Auckland: **\$474.6m**



WAIKATO



UFB AND FIBRE

- There are **52** towns and cities with UFB available.
- **62%** of those with access to UFB have connected.
- There is a total of **94,698** premises connected.

RANK	TOWN	UPTAKE
1	Whatawhata	92%
2	Morrinsville	88%
3	Horotiu	88%
4	Te Kauwhata	82%
5	Hamilton	75%



RURAL BROADBAND AND MOBILE BLACK SPOTS

- There are **6,908** households or businesses with RBI2 access which is **67%** of target.
- There are **52** kilometres of mobile coverage on State Highways which is **49%** of target.
- There are **4** tourist sites with mobile coverage which is **31%** of target.
- There have been **18** mobile towers built which is **27%** of target.
- **7** mobile towers with capacity upgrades which is **39%** of target.



MARAE

There are **55** Marae connected in Waikato.

TOTAL INVESTED:

Waikato: **\$186.3m**



BAY OF PLENTY



UFB AND FIBRE

- There are **17** towns and cities with UFB available.
- **65%** of those with access to UFB have connected.
- There is a total of **77,056** premises connected.

RANK	TOWN	UPTAKE
1	Tauranga	75%
2	Rotorua	62%
3	Whakatāne	59%
4	Ōmokoroa	56%
5	Kawerau	53%



RURAL BROADBAND AND MOBILE BLACK SPOTS

- There are **3,830** households or businesses with RB12 access which is **62%** of target.
- There are **37** kilometres of mobile coverage on State Highways which is **55%** of target.
- There are **8** tourist sites with mobile coverage which is **89%** of target.
- There have been **10** mobile towers built which is **29%** of target.
- **1** mobile tower with capacity upgrades which is **17%** of target.



MARAE

There are **63** Marae connected in the Bay of Plenty.

TOTAL INVESTED:

Bay of Plenty: **\$117.7m**



GISBORNE



UFB AND FIBRE

- There are **5** towns and cities with UFB available.
- **56%** of those with access to UFB have connected.
- There is a total of **8,711** premises connected.

RANK	TOWN	UPTAKE
1	Gisborne	63%
2	Ruatoria	55%
3	Tolaga Bay	45%



RURAL BROADBAND AND MOBILE BLACK SPOTS

- There are **1,720** households or businesses with RB12 access which is **71%** of target.
- There are **83** kilometres of mobile coverage on State Highways which is **74%** of target.
- There is **1** tourist site with mobile coverage which is **25%** of target.
- There have been **5** mobile towers built which is **29%** of target.



MARAE

There are **53** Marae connected in Gisborne.

TOTAL INVESTED:

Gisborne: **\$19.2m**



HAWKE'S BAY



UFB AND FIBRE

- There are **13** towns and cities with UFB available.
- **55%** of those with access to UFB have connected.
- There is a total of **33,808** premises connected.

RANK	TOWN	UPTAKE
1	Bay View	73%
2	Havelock	64%
3	Napier	61%
4	Takapau	57%
5	Wairoa	55%



RURAL BROADBAND AND MOBILE BLACK SPOTS

- There are **2,588** households or businesses with RB12 access which is **62%** of target.
- There are **55** kilometres of mobile coverage on State Highways which is **53%** of target.
- There are **3** tourist sites with mobile coverage which is **33%** of target.
- There have been **20** mobile towers built which is **44%** of target.
- **1** mobile tower with capacity upgrades which is **25%** of target.



MARAE

There are **47** Marae connected in Hawke's Bay.

TOTAL INVESTED:

Hawke's Bay: **\$67m**



TARANAKI



UFB AND FIBRE

- There are **17** towns and cities with UFB available.
- **61%** of those with access to UFB have connected.
- There is a total of **26,775** premises connected.

RANK	TOWN	UPTAKE
1	New Plymouth	67%
2	Lepperton	67%
3	Hāwera	63%
4	Stratford	54%
5	Inglewood	52%



RURAL BROADBAND AND MOBILE BLACK SPOTS

- There are **2,221** households or businesses with RB12 access which is **92%** of target.
- There are **53** kilometres of mobile coverage on State Highways which is **68%** of target.
- There are **2** tourist sites with mobile coverage which is **67%** of target.
- There have been **14** mobile towers built which is **82%** of target.



MARAE

There are **17** Marae connected in Taranaki.

TOTAL INVESTED:

Taranaki: **\$41.5m**



MANAWATŪ-WHANGANUI



UFB AND FIBRE

- There are **22** towns and cities with UFB available.
- **57%** of those with access to UFB have connected.
- There is a total of **47,905** premises connected.

RANK	TOWN	UPTAKE
1	Longburn	72%
2	Palmerston North	65%
3	Feilding	64%
4	Summerhill	60%
5	Levin	59%



RURAL BROADBAND AND MOBILE BLACK SPOTS

- There are **9,771** households or businesses with RBI2 access which is **87%** of target.
- There are **62** kilometres of mobile coverage on State Highways which is **72%** of target.
- There are **3** tourist sites with mobile coverage which is **50%** of target.
- There have been **27** mobile towers built which is **68%** of target.
- **5** mobile towers with capacity upgrades which is **63%** of target.



MARAE

There are **43** Marae connected in Manawatū-Whanganui.

TOTAL INVESTED:

Manawatu-Whanganui: **\$102.3m**



WELLINGTON



UFB AND FIBRE

- There are **14** towns and cities with UFB available.
- **55%** of those with access to UFB have connected.
- There is a total of **122,192** premises connected.

RANK	TOWN	UPTAKE
1	Masterton	62%
2	Carterton	60%
3	Porirua	59%
4	Ōtaki	57%
5	Wellington	56%



RURAL BROADBAND AND MOBILE BLACK SPOTS

- There are **2,219** households or businesses with RB12 access which is **57%** of target.
- There is **1** tourist site with mobile coverage which is **20%** of target.
- There has been **2** mobile tower built which is **7%** of target.



MARAE

There are **14** Marae connected in Wellington.

TOTAL INVESTED:

Wellington: **\$189.2m**



TOP OF THE SOUTH



UFB AND FIBRE

- There are **13** towns and cities with UFB available.
- **63%** of those with access to UFB have connected.
- There is a total of **33,332** premises connected.

RANK	TOWN	UPTAKE
1	Nelson	73%
2	Ruby Bay	72%
3	Blenheim	61%
4	Motueka	56%
5	Renwick	45%



RURAL BROADBAND AND MOBILE BLACK SPOTS

- There are **3,013** households or businesses with RBI2 access which is **60%** of target.
- There are **111** kilometres of mobile coverage on State Highways which is **81%** of target.
- There are **3** tourist sites with mobile coverage which is **20%** of target.
- There have been **20** mobile towers built which is **38%** of target.
- **1** mobile tower with capacity upgrades which is **50%** of target.



MARAE

There are **5** Marae connected in the Tasman.

TOTAL INVESTED:

Top of the South: **\$69.1m**



WEST COAST



UFB AND FIBRE

- There are **19** towns and cities with UFB available.
- **47%** of those with access to UFB have connected.
- There is a total of **5,666** premises connected.
- **133.2** kilometres of Fibre Link Backhaul built.

RANK	TOWN	UPTAKE
1	Hokitika	70%
2	Greymouth	59%
3	Runanga	54%
4	Taylorville	45%
5	Punakaiki	42%



RURAL BROADBAND AND MOBILE BLACK SPOTS

- There are **1,722** households or businesses with RBI2 access which is **60%** of target.
- There are **110** kilometres of mobile coverage on State Highways which is **42%** of target.
- There are **13** tourist sites with mobile coverage which is **42%** of target.
- There have been **21** mobile towers built which is **42%** of target.



MARAE

There are **5** Marae connected in West Coast.

TOTAL INVESTED:

West Coast: **\$34.5m**



CANTERBURY



UFB AND FIBRE

- There are **39** towns and cities with UFB available.
- **62%** of those with access to UFB have connected.
- There is a total of **147,607** premises connected.

RANK	TOWN	UPTAKE
1	Rolleston	80%
2	Lincoln	72%
3	Woodend	70%
4	Rangiora	65%
5	Timaru	64%



RURAL BROADBAND AND MOBILE BLACK SPOTS

- There are **7,153** households or businesses with RBI2 access which is **73%** of target.
- There are **75** kilometres of mobile coverage on State Highways which is **54%** of target.
- There are **5** tourist sites with mobile coverage which is **18%** of target.
- There have been **18** mobile towers built which is **28%** of target.
- **2** mobile towers with capacity upgrades which is **25%** of target.



MARAE

There are **10** Marae connected in Canterbury.

TOTAL INVESTED:

Canterbury: **\$222.5m**



OTAGO



UFB AND FIBRE

- There are **20** towns and cities with UFB available.
- **61%** of those with access to UFB have connected.
- There is a total of **53,709** premises connected.
- **36.8** kilometres of Fibre Link Backhaul built.

RANK	TOWN	UPTAKE
1	Mosgiel	78%
2	Dunedin	68%
3	Cromwell	68%
4	Queenstown	57%
5	Wanaka	57%



RURAL BROADBAND AND MOBILE BLACK SPOTS

- There are **3,857** households or businesses with RBI2 access which is **77%** of target.
- There are **85** kilometres of mobile coverage on State Highways which is **58%** of target.
- There are **4** tourist sites with mobile coverage which is **33%** of target.
- There have been **13** mobile towers built which is **39%** of target.
- **2** mobile towers with capacity upgrades which is **67%** of target.

TOTAL INVESTED:

Otago: **\$102.7m**



SOUTHLAND



UFB AND FIBRE

- There are **9** towns and cities with UFB available.
- **60%** of those with access to UFB have connected.
- There is a total of **19,566** premises connected.

RANK	TOWN	UPTAKE
1	Otatara	69%
2	Invercargill	68%
3	Winton	68%
4	Mossburn	43%
5	Manapouri	37%



RURAL BROADBAND AND MOBILE BLACK SPOTS

- There are **5,297** households or businesses with RBI2 access which is **90%** of target.
- There are **7** kilometres of mobile coverage on State Highways which is **16%** of target.
- There are **4** tourist sites with mobile coverage which is **25%** of target.
- There have been **23** mobile towers built which is **59%** of target.
- **3** mobile towers with capacity upgrades which is **33%** of target.



MARAE

There are **4** Marae connected in Southland.

TOTAL INVESTED:

Southland: **\$47m**

