



Hanga Ngātahi • Building Together

Proudly Supported by the NZ Government
 **New Zealand Government**
Te Kāwanatanga o Aotearoa

QUARTERLY CONNECTIVITY UPDATE

Q2: to 30 JUNE 2021





CONTENTS

Q2 HIGHLIGHTS	3
OUR TARGETS	4
OVERALL PROGRESS	5
UFB SNAPSHOTS	6
UPDATE BY REGION	
NORTHLAND	8
AUCKLAND	9
WAIKATO	10
BAY OF PLENTY	11
GISBORNE	12
HAWKE'S BAY	13
TARANAKI	14
MANAWATŪ-WHANGANUI	15
WELLINGTON	16
TOP OF THE SOUTH	17
WEST COAST	18
CANTERBURY	19
OTAGO	20
SOUTHLAND	21

Cover: Mangaheia - Gisborne Net
Taringamotu Valley - RCG


Q2 HIGHLIGHTS

APRIL - JUNE 2021



15,461

UFB HOMES & BUSINESSES PASSED



35,327

UFB CONNECTIONS



65%

UFB UPTAKE




28

UFB TOWNS AND CITIES COMPLETED



36km

FIBRE LINKS KM COMPLETE



35

NEW MOBILE TOWERS COMPLETE



4,980

RURAL HOMES & BUSINESSES WITH ACCESS TO IMPROVED BROADBAND



41km

STATE HIGHWAY COVERED



12

NEW TOURISM SITES COVERED



55

MARAЕ CONNECTED THIS QUARTER



61

MARAЕ WITH HARDWARE INSTALLED THIS QUARTER



\$59.1m

INVESTMENT IN DIGITAL CONNECTIVITY THIS QUARTER




37

MOBILE TOWER WITH CAPACITY UPGRADE THIS QUARTER

OUR TARGETS

ULTRA-FAST BROADBAND (UFB) TARGETS



OVER 1.8 MILLION HOMES & BUSINESSES

(87% of New Zealanders) will have access to UFB by the end of 2022



UFB will be rolled out to over 412 TOWNS & CITIES



When the programme is complete New Zealand will be one of the **LEADING COUNTRIES** in the OECD for fibre availability



OUR OVERALL TARGET

99.8%


of New Zealand's population will be able to access improved broadband by the end of 2023

RURAL BROADBAND INITIATIVE PHASE 2 (RB12) AND MOBILE BLACK SPOT FUND (MBSF) TARGETS



877 ELIGIBLE MARAE

can connect to broadband on request



84,000 RURAL HOMES AND BUSINESSES

will receive improved broadband by the end of 2023



ABOUT 1,400 KM of State Highway and over 168 TOURISM SITES

will receive mobile coverage



372KM FIBRE LINKS KMS



70 MOBILE TOWER CAPACITY UPGRADES

OVERALL PROGRESS


ULTRA-FAST BROADBAND (UFB) AND FIBRE PROGRESS



309 UFB TOWNS AND CITIES
are now complete



1,760,483 HOMES AND BUSINESSES
with UFB available
(97% complete)



1,150,710 HOMES AND BUSINESSES
connected to UFB



UPTAKE 65%



206 KM
Fibre Links KM
56% Complete

OUR OVERALL PROGRESS FOR UFB



85%
OF NEW ZEALANDERS
CAN NOW ACCESS UFB



475
MARAЕ
ARE NOW
CONNECTED



INVESTED \$1.82b
PTD*

Total Investment



445
MARAЕ WITH
HARDWARE
INSTALLED

RURAL BROADBAND AND MOBILE BLACK SPOT FUND PROGRESS




67,606 RURAL HOMES AND BUSINESSES
can access improved
broadband
80% complete



70 TOURISM SITES
have mobile coverage
42% complete



877KM OF STATE HIGHWAY
have mobile coverage
62% complete



268 MOBILE TOWERS
are live
46% complete



65 MOBILE TOWERS CAPACITY UPGRADE
93% complete

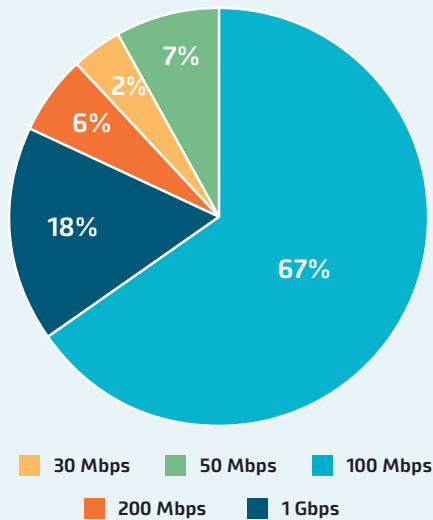
*PTD = Project to Date

UFB SNAPSHOTS

TOP 10 CENTRES FOR UFB UPTAKE THIS QUARTER

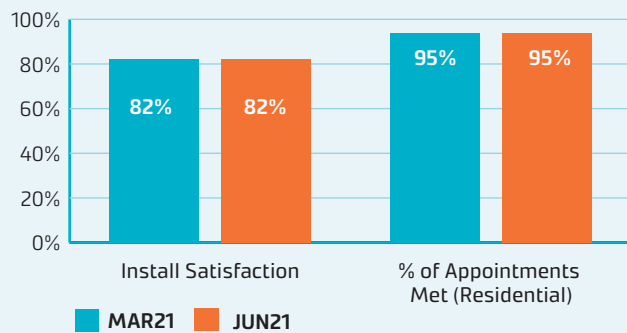
RANK	TOWN	UPTAKE %	CHANGE IN RANK
1	Whatawhata	94%	0
2	Horotiu	89%	+1
3	Te Kauwhata	87%	+1
4	Rolleston	82%	+1
5	Mosgiel	80%	+1
6	Waimauku	77%	+4
7	Tauranga	76%	+2
8	Hamilton	76%	-1
9	Waiuku	76%	-1
10	Longburn	75%	NEW

UFB PRODUCT MIX AND INSTALLATION MEASURES

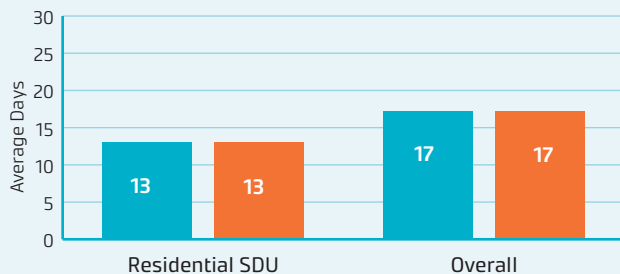


The average speed of UFB services is **263 Mbps**. Consumers are continuing to migrate to higher speed UFB plans, including the gigabit plan.

UFB INSTALL CUSTOMER MEASURES



UFB AVERAGE DAYS TO INSTALL



GIGABIT CONNECTIONS

203,658

Gigabit connections - end of quarter

17,130

Additional connections this quarter



UPDATE BY REGION



NORTHLAND



UFB AND FIBRE

- There are **28** towns and cities with UFB available.
- **57%** of those with access to UFB have connected.
- There is a total of **27,441** premises connected.

RANK	TOWN	UPTAKE
1	Waipū	73%
2	Hikurangi	70%
3	Whangārei	69%
4	Mangawhai	64%
5	Maungakaramea	64%



RURAL BROADBAND AND MOBILE BLACK SPOTS

- There are **8,288** households or businesses with RBI2 access which is **90%** of target.
- There are **96** kilometres of mobile coverage on State Highways which is **85%** of target.
- There are **9** tourist sites with mobile coverage which is **60%** of target.
- There have been **37** mobile towers built which is **58%** of target.
- **7** mobile towers with capacity upgrades which is **100%** of target.



MARAE

There are **104** Marae connected in Northland.

TOTAL INVESTED:

Northland: **\$85.7m**



AUCKLAND



UFB AND FIBRE

- There are **20** towns and cities with UFB available.
- **74%** of those with access to UFB have connected.
- There is a total of **427,185** premises connected.

RANK	TOWN	UPTAKE
1	Waimauku	77%
2	Waiuku	76%
3	Auckland	75%
4	Pukekohe	68%
5	Helensville	62%



RURAL BROADBAND AND MOBILE BLACK SPOTS

- There are **4,532** households or businesses with RB12 access which is **74%** of target.
- There are **10** kilometres of mobile coverage on State Highways which is **66%** of target.
- There have been **8** mobile towers built which is **31%** of target.
- **2** mobile tower with capacity upgrades which is **67%** of target.



MARAE

There are **15** Marae connected in Auckland.

TOTAL INVESTED:

Auckland: **\$479.0m**



WAIKATO



UFB AND FIBRE

- There are **56** towns and cities with UFB available.
- **64%** of those with access to UFB have connected.
- There is a total of **99,219** premises connected.

RANK	TOWN	UPTAKE
1	Whatawhata	94%
2	Horotiu	89%
3	Te Kauwhata	87%
4	Hamilton	76%
5	Cambridge	72%



RURAL BROADBAND AND MOBILE BLACK SPOTS

- There are **7,560** households or businesses with RB12 access which is **74%** of target.
- There are **52** kilometres of mobile coverage on State Highways which is **49%** of target.
- There are **4** tourist sites with mobile coverage which is **31%** of target.
- There have been **21** mobile towers built which is **31%** of target.
- **16** mobile towers with capacity upgrades which is **89%** of target.



MARAE

There are **62** Marae connected in Waikato.

TOTAL INVESTED:

Waikato: **\$194.6m**



BAY OF PLENTY



UFB AND FIBRE

- There are **19** towns and cities with UFB available.
- **67%** of those with access to UFB have connected.
- There is a total of **79,453** premises connected.

RANK	TOWN	UPTAKE
1	Tauranga	76%
2	Rotorua	63%
3	Whakatāne	61%
4	Ōmokoroa	59%
5	Kawerau	56%



RURAL BROADBAND AND MOBILE BLACK SPOTS

- There are **4,844** households or businesses with RBI2 access which is **79%** of target.
- There are **39** kilometres of mobile coverage on State Highways which is **58%** of target.
- There are **8** tourist sites with mobile coverage which is **89%** of target.
- There have been **15** mobile towers built which is **43%** of target.
- **6** mobile tower with capacity upgrades which is **100%** of target.



MARAE

There are **78** Marae connected in the Bay of Plenty.

TOTAL INVESTED:

Bay of Plenty: **\$123.9m**



GISBORNE



UFB AND FIBRE

- There are **5** towns and cities with UFB available.
- **57%** of those with access to UFB have connected.
- There is a total of **8,939** premises connected.

RANK	TOWN	UPTAKE
1	Gisborne	63%
2	Ruatoria	56%
3	Tolaga Bay	46%



RURAL BROADBAND AND MOBILE BLACK SPOTS

- There are **1,922** households or businesses with RB12 access which is **80%** of target.
- There are **101** kilometres of mobile coverage on State Highways which is **90%** of target.
- There is **1** tourist site with mobile coverage which is **25%** of target.
- There have been **7** mobile towers built which is **41%** of target.



MARAE

There are **56** Marae connected in Gisborne.

TOTAL INVESTED:

Gisborne: **\$21.0m**



HAWKE'S BAY



UFB AND FIBRE

- There are **13** towns and cities with UFB available.
- **57%** of those with access to UFB have connected.
- There is a total of **35,059** premises connected.

RANK	TOWN	UPTAKE
1	Bay View	73%
2	Havelock	65%
3	Napier	63%
4	Takapau	57%
5	Wairoa	57%



RURAL BROADBAND AND MOBILE BLACK SPOTS

- There are **2,954** households or businesses with RBI2 access which is **70%** of target.
- There are **62** kilometres of mobile coverage on State Highways which is **60%** of target.
- There are **4** tourist sites with mobile coverage which is **44%** of target.
- There have been **24** mobile towers built which is **53%** of target.
- **4** mobile tower with capacity upgrades which is **100%** of target.



MARAE

There are **49** Marae connected in Hawke's Bay.

TOTAL INVESTED:

Hawke's Bay: **\$69.4m**



TARANAKI



UFB AND FIBRE

- There are **17** towns and cities with UFB available.
- **63%** of those with access to UFB have connected.
- There is a total of **27,553** premises connected.

RANK	TOWN	UPTAKE
1	Lepperton	69%
2	New Plymouth	68%
3	Hāwera	64%
4	Stratford	55%
5	Inglewood	54%



RURAL BROADBAND AND MOBILE BLACK SPOTS

- There are **2,379** households or businesses with RBI2 access which is **99%** of target.
- There are **53** kilometres of mobile coverage on State Highways which is **68%** of target.
- There are **2** tourist sites with mobile coverage which is **67%** of target.
- There have been **14** mobile towers built which is **82%** of target.



MARAE

There are **20** Marae connected in Taranaki.

TOTAL INVESTED:

Taranaki: **\$42.4m**



MANAWATŪ-WHANGANUI



UFB AND FIBRE

- There are **24** towns and cities with UFB available.
- **58%** of those with access to UFB have connected.
- There is a total of **49,424** premises connected.

RANK	TOWN	UPTAKE
1	Longburn	75%
2	Palmerston North	66%
3	Feilding	65%
4	Summerhill	62%
5	Levin	60%



RURAL BROADBAND AND MOBILE BLACK SPOTS

- There are **10,183** households or businesses with RBI2 access which is **91%** of target.
- There are **62** kilometres of mobile coverage on State Highways which is **72%** of target.
- There are **4** tourist sites with mobile coverage which is **67%** of target.
- There have been **28** mobile towers built which is **70%** of target.
- **7** mobile towers with capacity upgrades which is **88%** of target.



MARAE

There are **50** Marae connected in Manawatū-Whanganui.

TOTAL INVESTED:

Manawatu-Whanganui: **\$112.1m**



WELLINGTON



UFB AND FIBRE

- There are **15** towns and cities with UFB available.
- **58%** of those with access to UFB have connected.
- There is a total of **127,783** premises connected.

RANK	TOWN	UPTAKE
1	Masterton	63%
2	Carterton	63%
3	Porirua	60%
4	Ōtaki	59%
5	Wellington	58%



RURAL BROADBAND AND MOBILE BLACK SPOTS

- There are **2,382** households or businesses with RBI2 access which is **61%** of target.
- There is **1** tourist site with mobile coverage which is **20%** of target.
- There has been **3** mobile tower built which is **11%** of target.
- **2** mobile towers with capacity upgrades which is **100%** of target.



MARAE

There are **17** Marae connected in Wellington.

TOTAL INVESTED:

Wellington: **\$192.3m**



TOP OF THE SOUTH



UFB AND FIBRE

- There are **13** towns and cities with UFB available.
- **64%** of those with access to UFB have connected.
- There is a total of **34,162** premises connected.

RANK	TOWN	UPTAKE
1	Ruby Bay	77%
2	Nelson	74%
3	Blenheim	62%
4	Motueka	58%
5	Renwick	47%



RURAL BROADBAND AND MOBILE BLACK SPOTS

- There are **3,254** households or businesses with RBI2 access which is **65%** of target.
- There are **111** kilometres of mobile coverage on State Highways which is **81%** of target.
- There are **4** tourist sites with mobile coverage which is **27%** of target.
- There have been **21** mobile towers built which is **40%** of target.
- **2** mobile towers with capacity upgrades which is **100%** of target.



MARAE

There are **5** Marae connected in Tasman.

TOTAL INVESTED:

Top of the South: **\$69.9m**



WEST COAST



UFB AND FIBRE

- There are **23** towns and cities with UFB available.
- **48%** of those with access to UFB have connected.
- There is a total of **5,982** premises connected.
- **165** kilometres of Fibre Link Backhaul built.

RANK	TOWN	UPTAKE
1	Hokitika	72%
2	Greymouth	59%
3	Runanga	55%
4	Taylorville	47%
5	Punakaiki	44%



RURAL BROADBAND AND MOBILE BLACK SPOTS

- There are **1,943** households or businesses with RBI2 access which is **68%** of target.
- There are **124** kilometres of mobile coverage on State Highways which is **48%** of target.
- There are **17** tourist sites with mobile coverage which is **55%** of target.
- There have been **23** mobile towers built which is **46%** of target.



MARAE

There are **5** Marae connected in West Coast.

TOTAL INVESTED:

West Coast: **\$39.6m**



CANTERBURY



UFB AND FIBRE

- There are **43** towns and cities with UFB available.
- **63%** of those with access to UFB have connected.
- There is a total of **153,020** premises connected.

RANK	TOWN	UPTAKE
1	Rolleston	82%
2	Woodend	74%
3	Lincoln	73%
4	Rangiora	66%
5	Timaru	65%



RURAL BROADBAND AND MOBILE BLACK SPOTS

- There are **7,534** households or businesses with RBI2 access which is **77%** of target.
- There are **75** kilometres of mobile coverage on State Highways which is **54%** of target.
- There are **5** tourist sites with mobile coverage which is **18%** of target.
- There have been **22** mobile towers built which is **34%** of target.
- **7** mobile towers with capacity upgrades which is **88%** of target.



MARAE

There are **10** Marae connected in Canterbury.

TOTAL INVESTED:

Canterbury: **\$229.0m**



OTAGO



UFB AND FIBRE

- There are **23** towns and cities with UFB available.
- **62%** of those with access to UFB have connected.
- There is a total of **55,411** premises connected.
- **41.9** kilometres of Fibre Link Backhaul built.

RANK	TOWN	UPTAKE
1	Mosgiel	80%
2	Dunedin	69%
3	Cromwell	68%
4	Queenstown	60%
5	Wanaka	60%



RURAL BROADBAND AND MOBILE BLACK SPOTS

- There are **4,486** households or businesses with RBI2 access which is **90%** of target.
- There are **85** kilometres of mobile coverage on State Highways which is **58%** of target.
- There are **6** tourist sites with mobile coverage which is **50%** of target.
- There have been **17** mobile towers built which is **52%** of target.
- **3** mobile towers with capacity upgrades which is **100%** of target.

TOTAL INVESTED:

Otago: **\$108.5m**



SOUTHLAND



UFB AND FIBRE

- There are **10** towns and cities with UFB available.
- **61%** of those with access to UFB have connected.
- There is a total of **20,079** premises connected.

RANK	TOWN	UPTAKE
1	Otatara	71%
2	Invercargill	69%
3	Winton	68%
4	Mossburn	43%
5	Manapouri	37%



RURAL BROADBAND AND MOBILE BLACK SPOTS

- There are **5,344** households or businesses with RB12 access which is **91%** of target.
- There are **7** kilometres of mobile coverage on State Highways which is **16%** of target.
- There are **5** tourist sites with mobile coverage which is **31%** of target.
- There have been **23** mobile towers built which is **59%** of target.
- **9** mobile towers with capacity upgrades which is **100%** of target.



MARAE

There are **4** Marae connected in Southland.

TOTAL INVESTED:

Southland: **\$51.7m**

