



*Hanga Ngātahi • Building Together*

Proudly Supported by the NZ Government  
 **New Zealand Government**  
Te Kāwanatanga o Aotearoa

# QUARTERLY CONNECTIVITY UPDATE

**Q3: to 30 SEPTEMBER 2021**





# CONTENTS

Q3 HIGHLIGHTS .....	3
OUR TARGETS .....	4
OVERALL PROGRESS .....	5
UFB SNAPSHOTS .....	6
<b>UPDATE BY REGION</b>	
NORTHLAND .....	8
AUCKLAND .....	9
WAIKATO .....	10
BAY OF PLENTY .....	11
GISBORNE .....	12
HAWKE'S BAY .....	13
TARANAKI .....	14
MANAWATŪ-WHANGANUI .....	15
WELLINGTON .....	16
TOP OF THE SOUTH .....	17
WEST COAST .....	18
CANTERBURY .....	19
OTAGO .....	20
SOUTHLAND .....	21



Cover: Tirohanga East - RCG  
Dorie, Canterbury - RCG


# Q3 HIGHLIGHTS

JULY - SEPTEMBER 2021



**16,918**

UFB HOMES & BUSINESSES PASSED



**30,056**

UFB CONNECTIONS



**66%**

UFB UPTAKE



**18**

UFB TOWNS AND CITIES COMPLETED



**26km**

FIBRE LINKS KM COMPLETE



**4**

NEW MOBILE TOWERS COMPLETE



**925**

RURAL HOMES & BUSINESSES WITH ACCESS TO IMPROVED BROADBAND



**25km**

STATE HIGHWAY COVERED



**2**

NEW TOURISM SITES COVERED



**41**

MARAE CONNECTED THIS QUARTER



**47**

MARAE WITH HARDWARE INSTALLED THIS QUARTER



**\$12.6m**

INVESTMENT IN DIGITAL CONNECTIVITY THIS QUARTER



**3**

MOBILE TOWER WITH CAPACITY UPGRADE THIS QUARTER

# OUR TARGETS

## ULTRA-FAST BROADBAND (UFB) TARGETS



### OVER 1.8 MILLION HOMES & BUSINESSES

(87% of New Zealanders) will have access to UFB by the end of 2022



### UFB will be rolled out to over 412 TOWNS & CITIES



When the programme is complete New Zealand will be one of the **LEADING COUNTRIES** in the OECD for fibre availability



## OUR OVERALL TARGET

# 99.8%


of New Zealand's population will be able to access improved broadband by the end of 2023

## RURAL BROADBAND INITIATIVE PHASE 2 (RB12) AND MOBILE BLACK SPOT FUND (MBSF) TARGETS



### 877 ELIGIBLE MARAE

can connect to broadband on request



### 84,000 RURAL HOMES AND BUSINESSES

will receive improved broadband by the end of 2023



### ABOUT 1,400 KM of State Highway and over 168 TOURISM SITES

will receive mobile coverage



### 372KM FIBRE LINKS KMS



### 70 MOBILE TOWER CAPACITY UPGRADES



# OVERALL PROGRESS


## ULTRA-FAST BROADBAND (UFB) AND FIBRE PROGRESS



**327 UFB TOWNS AND CITIES**  
are now complete



**1,777,401 HOMES AND BUSINESSES**  
with UFB available  
(98% complete)



**1,180,766 HOMES AND BUSINESSES**  
connected to UFB



**UPTAKE 66%**



**232 KM**  
Fibre Links KM  
64% Complete

## OUR OVERALL PROGRESS FOR UFB



**85%**  
OF NEW ZEALANDERS  
CAN NOW ACCESS UFB



**516**  
MARAЕ  
ARE NOW  
CONNECTED



**INVESTED \$1.83b**  
PTD\*

**Total Investment**



**492**  
MARAЕ WITH  
HARDWARE  
INSTALLED

## RURAL BROADBAND AND MOBILE BLACK SPOT FUND PROGRESS




**68,531 RURAL HOMES AND BUSINESSES**  
can access improved  
broadband  
81% complete



**72 TOURISM SITES**  
have mobile coverage  
43% complete



**902KM OF STATE HIGHWAY**  
have mobile coverage  
64% complete



**272 MOBILE TOWERS**  
are live  
49% complete



**68 MOBILE TOWERS CAPACITY UPGRADE**  
97% complete

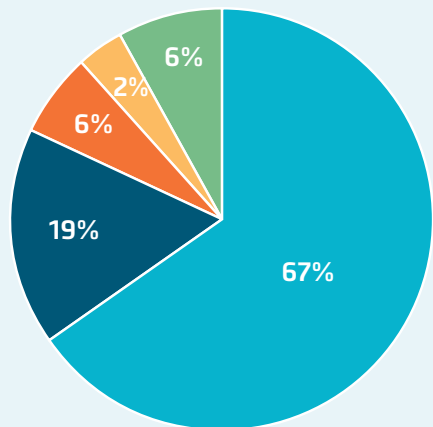
\*PTD = Project to Date

# UFB SNAPSHOTS

## TOP 10 CENTRES FOR UFB UPTAKE THIS QUARTER

RANK	TOWN	UPTAKE %	CHANGE IN RANK
1	Whatawhata	97%	0
2	Horotiu	93%	0
3	Te Kauwhata	89%	0
4	Waimauku	83%	2
5	Rolleston	82%	-1
6	Mosgiel	81%	-1
7	Hamilton	78%	1
8	Tauranga	77%	-1
9	Whirinaki	77%	NEW
10	Waiuku	77%	-1

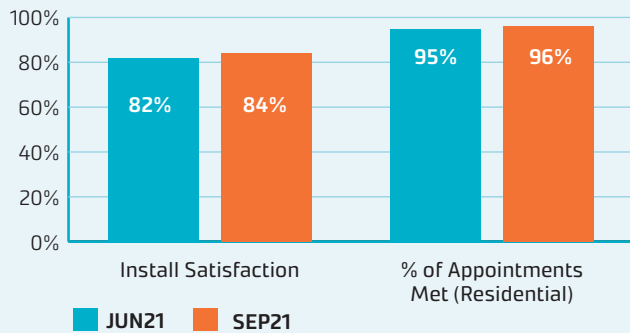
## UFB PRODUCT MIX AND INSTALLATION MEASURES



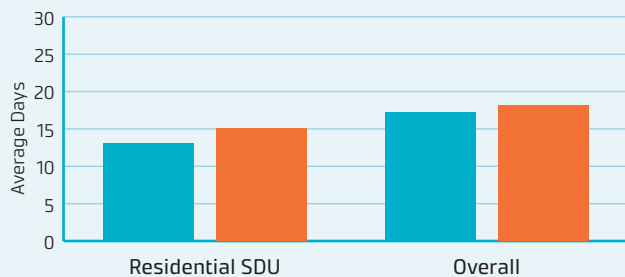
■ 30 Mbps    ■ 50 Mbps    ■ 100 Mbps  
■ 200 Mbps    ■ 1 Gbps

The average speed of UFB services is **277 Mbps**. Consumers are continuing to migrate to higher speed UFB plans, including the gigabit plan.

### UFB INSTALL CUSTOMER MEASURES



### UFB AVERAGE DAYS TO INSTALL



## GIGABIT CONNECTIONS


**224,097**

Gigabit connections - end of quarter

**20,439**

Additional connections this quarter





# UPDATE BY REGION





# NORTHLAND



## UFB AND FIBRE

- There are **28** towns and cities with UFB available.
- **59%** of those with access to UFB have connected.
- There is a total of **28,271** premises connected.

RANK	TOWN	UPTAKE
1	Waipū	75%
2	Hikurangi	72%
3	Whangārei	69%
4	Maungakaramea	68%
5	Kerikeri	67%



## RURAL BROADBAND AND MOBILE BLACK SPOTS

- There are **8,484** households or businesses with RBI2 access which is **92%** of target.
- There are **98** kilometres of mobile coverage on State Highways which is **86%** of target.
- There are **10** tourist sites with mobile coverage which is **67%** of target.
- There have been **39** mobile towers built which is **61%** of target.
- **7** mobile towers with capacity upgrades which is **100%** of target.



## MARAE

There are **108** Marae connected in Northland.

## TOTAL INVESTED:

Northland: **\$87.6m**





# AUCKLAND



## UFB AND FIBRE

- There are **22** towns and cities with UFB available.
- **74%** of those with access to UFB have connected.
- There is a total of **434,479** premises connected.

RANK	TOWN	UPTAKE
1	Waimauku	83%
2	Waiuku	77%
3	Auckland	76%
4	Pukekohe	69%
5	Helensville	64%



## RURAL BROADBAND AND MOBILE BLACK SPOTS

- There are **4,676** households or businesses with RBI2 access which is **76%** of target.
- There are **10** kilometres of mobile coverage on State Highways which is **66%** of target.
- There have been **10** mobile towers built which is **38%** of target.
- **3** mobile tower with capacity upgrades which is **100%** of target.



## MARAE

There are **18** Marae connected in Auckland.

## TOTAL INVESTED:

Auckland: **\$479.1m**



# WAIKATO



## UFB AND FIBRE

- There are **57** towns and cities with UFB available.
- **64%** of those with access to UFB have connected.
- There is a total of **103,190** premises connected.

RANK	TOWN	UPTAKE
1	Whatawhata	97%
2	Horotiu	93%
3	Te Kauwhata	89%
4	Hamilton	78%
5	Pokeno	74%



## RURAL BROADBAND AND MOBILE BLACK SPOTS

- There are **7,625** households or businesses with RBI2 access which is **74%** of target.
- There are **52** kilometres of mobile coverage on State Highways which is **49%** of target.
- There are **4** tourist sites with mobile coverage which is **31%** of target.
- There have been **23** mobile towers built which is **34%** of target.\*
- **16** mobile towers with capacity upgrades which is **89%** of target.



## MARAE

There are **73** Marae connected in Waikato.

## TOTAL INVESTED:

Waikato: **\$196.3m**

\* The increment of 2 is due to two towers not counted in the region last quarter.





# BAY OF PLENTY



## UFB AND FIBRE

- There are **20** towns and cities with UFB available.
- **68%** of those with access to UFB have connected.
- There is a total of **81,476** premises connected.

RANK	TOWN	UPTAKE
1	Tauranga	77%
2	Rotorua	64%
3	Whakatāne	62%
4	Kawerau	62%
5	Ōmokoroa	62%



## RURAL BROADBAND AND MOBILE BLACK SPOTS

- There are **4,844** households or businesses with RBI2 access which is **79%** of target.
- There are **39** kilometres of mobile coverage on State Highways which is **58%** of target.
- There are **8** tourist sites with mobile coverage which is **89%** of target.
- There have been **15** mobile towers built which is **43%** of target.
- **6** mobile tower with capacity upgrades which is **100%** of target.



## MARAE

There are **93** Marae connected in the Bay of Plenty.

## TOTAL INVESTED:

Bay of Plenty: **\$124.5m**



# GISBORNE



## UFB AND FIBRE

- There are **5** towns and cities with UFB available.
- **59%** of those with access to UFB have connected.
- There is a total of **9,190** premises connected.

RANK	TOWN	UPTAKE
1	Gisborne	63%
2	Ruatoria	59%
3	Tolaga Bay	49%
4	Manutuke	29%
5	Te Karaka	19%



## RURAL BROADBAND AND MOBILE BLACK SPOTS

- There are **1,922** households or businesses with RBI2 access which is **80%** of target.
- There are **101** kilometres of mobile coverage on State Highways which is **90%** of target.
- There is **1** tourist site with mobile coverage which is **25%** of target.
- There have been **7** mobile towers built which is **41%** of target.



## MARAE

There are **56** Marae connected in Gisborne.

## TOTAL INVESTED:

Gisborne: **\$21.6m**





## UFB AND FIBRE

- There are **13** towns and cities with UFB available.
- **60%** of those with access to UFB have connected.
- There is a total of **36,420** premises connected.

RANK	TOWN	UPTAKE
1	Whirinaki	77%
2	Bay View	73%
3	Havelock	66%
4	Napier	64%
5	Wairoa	60%



## RURAL BROADBAND AND MOBILE BLACK SPOTS

- There are **3,040** households or businesses with RB12 access which is **73%** of target.
- There are **62** kilometres of mobile coverage on State Highways which is **60%** of target.
- There are **4** tourist sites with mobile coverage which is **44%** of target.
- There have been **24** mobile towers built which is **53%** of target.
- **4** mobile tower with capacity upgrades which is **100%** of target.



## MARAE

There are **52** Marae connected in Hawke's Bay.

## TOTAL INVESTED:

Hawke's Bay: **\$70.0m**



# TARANAKI



## UFB AND FIBRE

- There are **17** towns and cities with UFB available.
- **64%** of those with access to UFB have connected.
- There is a total of **28,343** premises connected.

RANK	TOWN	UPTAKE
1	Lepperton	69%
2	New Plymouth	68%
3	Hāwera	64%
4	Stratford	56%
5	Inglewood	56%



## RURAL BROADBAND AND MOBILE BLACK SPOTS

- There are **2,379** households or businesses with RBI2 access which is **99%** of target.
- There are **53** kilometres of mobile coverage on State Highways which is **68%** of target.
- There are **2** tourist sites with mobile coverage which is **67%** of target.
- There have been **14** mobile towers built which is **82%** of target.



## MARAE

There are **21** Marae connected in Taranaki.

## TOTAL INVESTED:

Taranaki: **\$42.8m**





# MANAWATŪ-WHANGANUI



## UFB AND FIBRE

- There are **26** towns and cities with UFB available.
- **58%** of those with access to UFB have connected.
- There is a total of **51,190** premises connected.

RANK	TOWN	UPTAKE
1	Longburn	75%
2	Palmerston North	67%
3	Feilding	66%
4	Summerhill	63%
5	Levin	62%



## RURAL BROADBAND AND MOBILE BLACK SPOTS

- There are **10,188** households or businesses with RBI2 access which is **91%** of target.
- There are **62** kilometres of mobile coverage on State Highways which is **72%** of target.
- There are **4** tourist sites with mobile coverage which is **67%** of target.
- There have been **28** mobile towers built which is **70%** of target.
- **8** mobile towers with capacity upgrades which is **100%** of target.



## MARAE

There are **53** Marae connected in Manawatū-Whanganui.

## TOTAL INVESTED:

Manawatu-Whanganui: **\$112.4m**



# WELLINGTON



## UFB AND FIBRE

- There are **15** towns and cities with UFB available.
- **59%** of those with access to UFB have connected.
- There is a total of **132,053** premises connected.

RANK	TOWN	UPTAKE
1	Carterton	66%
2	Masterton	64%
3	Wellington	64%
4	Porirua	62%
5	Ōtaki	61%



## RURAL BROADBAND AND MOBILE BLACK SPOTS

- There are **2,387** households or businesses with RBI2 access which is **61%** of target.
- There is **1** tourist site with mobile coverage which is **20%** of target.
- There has been **3** mobile tower built which is **11%** of target.
- **2** mobile towers with capacity upgrades which is **100%** of target.



## MARAE

There are **18** Marae connected in Wellington.

## TOTAL INVESTED:

Wellington: **\$192.6m**



# TOP OF THE SOUTH



## UFB AND FIBRE

- There are **16** towns and cities with UFB available.
- **64%** of those with access to UFB have connected.
- There is a total of **34,934** premises connected.

RANK	TOWN	UPTAKE
1	Ruby Bay	77%
2	Nelson	75%
3	Blenheim	62%
4	Motueka	59%
5	Renwick	50%



## RURAL BROADBAND AND MOBILE BLACK SPOTS

- There are **3,254** households or businesses with RBI2 access which is **65%** of target.
- There are **111** kilometres of mobile coverage on State Highways which is **81%** of target.
- There are **4** tourist sites with mobile coverage which is **27%** of target.
- There have been **21** mobile towers built which is **40%** of target.
- **2** mobile towers with capacity upgrades which is **100%** of target.



## MARAE

There are **5** Marae connected in Top of the South.

## TOTAL INVESTED:

Top of the South: **\$70.8m**





# WEST COAST



## UFB AND FIBRE

- There are **25** towns and cities with UFB available.
- **49%** of those with access to UFB have connected.
- There is a total of **6,168** premises connected.
- **180** kilometres of Fibre Link Backhaul built.

RANK	TOWN	UPTAKE
1	Hokitika	72%
2	Greymouth	60%
3	Runanga	56%
4	Taylorville	52%
5	Kaniere	46%



## RURAL BROADBAND AND MOBILE BLACK SPOTS

- There are **2,097** households or businesses with RB12 access which is **73%** of target.
- There are **148** kilometres of mobile coverage on State Highways which is **57%** of target.
- There are **18** tourist sites with mobile coverage which is **58%** of target.
- There have been **24** mobile towers built which is **48%** of target.\*



## MARAE

There are **5** Marae connected in West Coast.

## TOTAL INVESTED:

West Coast: **\$42.1m**

\* The tower at Haast is replacing an existing tower and the Bruce Bay tower was double-counted in the previous quarter due to replacement of an existing tower.



# CANTERBURY



## UFB AND FIBRE

- There are **47** towns and cities with UFB available.
- **65%** of those with access to UFB have connected.
- There is a total of **157,444** premises connected.

RANK	TOWN	UPTAKE
1	Rolleston	83%
2	Woodend	74%
3	Lincoln	74%
4	Rangiora	67%
5	Timaru	66%



## RURAL BROADBAND AND MOBILE BLACK SPOTS

- There are **7,771** households or businesses with RBI2 access which is **80%** of target.
- There are **75** kilometres of mobile coverage on State Highways which is **54%** of target.
- There are **5** tourist sites with mobile coverage which is **18%** of target.
- There have been **24** mobile towers built which is **38%** of target.
- **8** mobile towers with capacity upgrades which is **100%** of target.



## MARAE

There are **10** Marae connected in Canterbury.

## TOTAL INVESTED:

Canterbury: **\$229.6m**



# OTAGO



## UFB AND FIBRE

- There are **25** towns and cities with UFB available.
- **63%** of those with access to UFB have connected.
- There is a total of **57,039** premises connected.
- **42.8** kilometres of Fibre Link Backhaul built.

RANK	TOWN	UPTAKE
1	Mosgiel	81%
2	Dunedin	70%
3	Cromwell	70%
4	Wanaka	63%
5	Queenstown	61%



## RURAL BROADBAND AND MOBILE BLACK SPOTS

- There are **4,513** households or businesses with RBI2 access which is **91%** of target.
- There are **85** kilometres of mobile coverage on State Highways which is **58%** of target.
- There are **6** tourist sites with mobile coverage which is **50%** of target.
- There have been **17** mobile towers built which is **52%** of target.
- **3** mobile towers with capacity upgrades which is **100%** of target.

## TOTAL INVESTED:

Otago: **\$109.5m**





# SOUTHLAND



## UFB AND FIBRE

- There are **11** towns and cities with UFB available.
- **62%** of those with access to UFB have connected.
- There is a total of **20,569** premises connected.
- **9.2** kilometres of Fibre Link Backhaul built.

RANK	TOWN	UPTAKE
1	Otatara	73%
2	Invercargill	70%
3	Winton	68%
4	Mossburn	43%
5	Manapouri	37%



## RURAL BROADBAND AND MOBILE BLACK SPOTS

- There are **5,351** households or businesses with RBI2 access which is **91%** of target.
- There are **7** kilometres of mobile coverage on State Highways which is **16%** of target.
- There are **5** tourist sites with mobile coverage which is **31%** of target.
- There have been **23** mobile towers built which is **59%** of target.
- **9** mobile towers with capacity upgrades which is **100%** of target.



## MARAE

There are **4** Marae connected in Southland.

## TOTAL INVESTED:

Southland: **\$53.1m**



Leeston North - RCG