



Hanga Ngātahi • Building Together

Proudly Supported by the NZ Government
 **New Zealand Government**
Te Kāwanatanga o Aotearoa

QUARTERLY CONNECTIVITY UPDATE

Q1: to 31 MARCH 2022



CONTENTS

Q1 HIGHLIGHTS.....	3
OUR TARGETS.....	4
OVERALL PROGRESS.....	5
UFB SNAPSHOTS.....	6
UPDATE BY REGION	
NORTHLAND.....	8
AUCKLAND.....	9
WAIKATO.....	10
BAY OF PLENTY.....	11
GISBORNE.....	12
HAWKE'S BAY.....	13
TARANAKI.....	14
MANAWATŪ-WHANGANUI.....	15
WELLINGTON.....	16
TOP OF THE SOUTH.....	17
WEST COAST.....	18
CANTERBURY.....	19
OTAGO.....	20
SOUTHLAND.....	21



Cover: RCG – Little River, Banks Peninsula
Image courtesy of Keith Reid, Downer
Page 2: GisborneNet, Ruakituri Road


Q1 HIGHLIGHTS

JANUARY - MARCH 2022



6,710

UFB HOMES & BUSINESSES PASSED



25,061

UFB CONNECTIONS



69%

UFB UPTAKE



12

UFB TOWNS AND CITIES COMPLETED



31km

FIBRE LINKS KM COMPLETE



41%

UPTAKE ON RCG TOWERS



22

NEW MOBILE TOWERS COMPLETE



1,763

RURAL HOMES & BUSINESSES WITH ACCESS TO IMPROVED BROADBAND



1km

STATE HIGHWAY COVERED



4

NEW TOURISM SITES COVERED



10

MARAE CONNECTED THIS QUARTER



20

MARAE WITH HARDWARE INSTALLED THIS QUARTER



\$29.9m

INVESTMENT IN DIGITAL CONNECTIVITY THIS QUARTER



2,253

HOUSEHOLDS OR BUSINESSES WITH BROADBAND CAPACITY UPGRADES THIS QUARTER

OUR TARGETS

ULTRA-FAST BROADBAND (UFB) TARGETS



OVER 1.8 MILLION HOMES & BUSINESSES

(87% of New Zealanders) will have access to UFB by the end of 2022



UFB will be rolled out to over 412 TOWNS & CITIES



When the programme is complete New Zealand will be one of the **LEADING COUNTRIES** in the OECD for fibre availability



OUR OVERALL TARGET

99.8%


of New Zealand's population will be able to access improved broadband by the end of 2023

RURAL BROADBAND INITIATIVE PHASE 2 (RBIZ) AND MOBILE BLACK SPOT FUND (MBSF) TARGETS



877 ELIGIBLE MARAE

can connect to broadband on request



84,000 RURAL HOMES AND BUSINESSES

will receive improved broadband by the end of 2023



ABOUT 1,400 KM of State Highway and over 168 TOURISM SITES

will receive mobile coverage



372KM FIBRE LINKS KMS



44,332 HOUSEHOLDS OR BUSINESSES

with Broadband capacity upgrades

OVERALL PROGRESS


ULTRA-FAST BROADBAND (UFB) AND FIBRE PROGRESS



358 UFB TOWNS AND CITIES are now complete



1,797,454 HOMES AND BUSINESSES with UFB available (99% complete)



1,234,624 HOMES AND BUSINESSES connected to UFB



UPTAKE 69%



327 KM Fibre Links KM 89% Complete

OUR OVERALL PROGRESS FOR UFB



86.2% OF NEW ZEALANDERS CAN NOW ACCESS UFB



563 MARAE ARE NOW CONNECTED



INVESTED \$1.9b PTD*

\$1.9b

Total Investment



550 MARAE WITH HARDWARE INSTALLED

RURAL BROADBAND AND MOBILE BLACK SPOT FUND PROGRESS



72,674 RURAL HOMES AND BUSINESSES can access improved broadband 86% complete



86 TOURISM SITES have mobile coverage 51% complete



984KM OF STATE HIGHWAY have mobile coverage 70% complete



41% Uptake on RCG towers



332 MOBILE TOWERS are live 63% complete



2,253 HOUSEHOLDS OR BUSINESSES with Broadband capacity upgrades

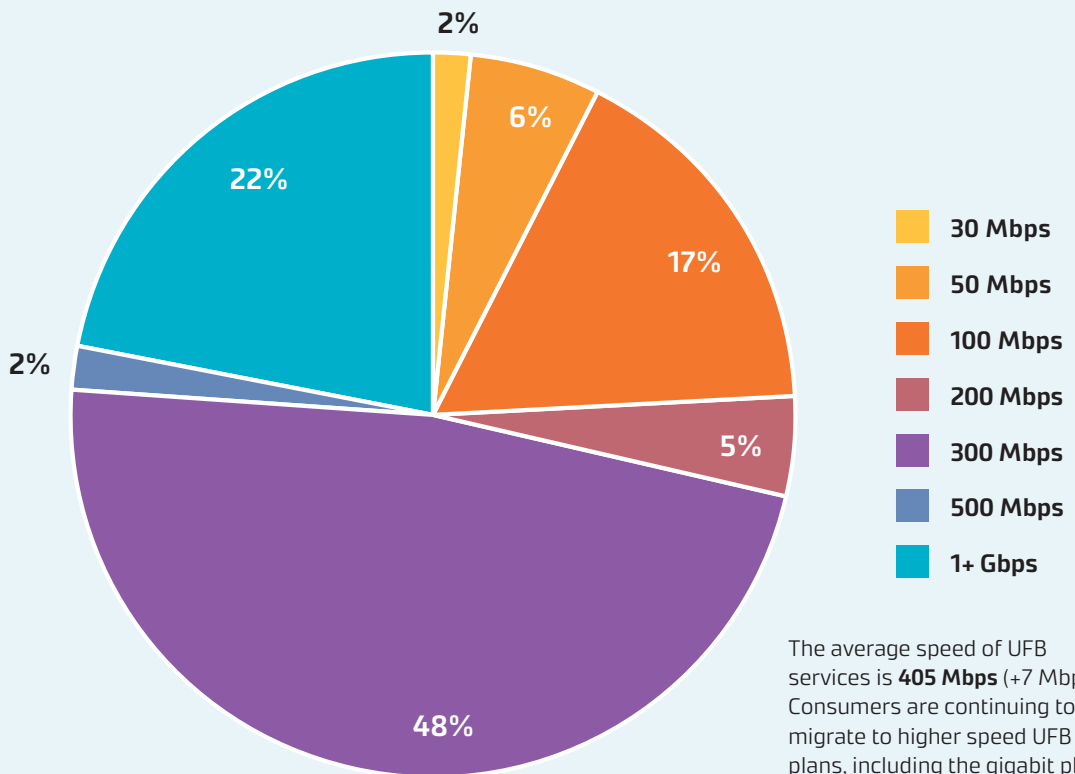
*PTD = Project to Date

UFB SNAPSHOTS

TOP 10 CENTRES FOR UFB UPTAKE THIS QUARTER

RANK	TOWN	UPTAKE %	CHANGE IN RANK
1	Whatawhata	99%	0
2	Te Kauwhata	96%	0
3	Horotiu	94%	0
4	Pokeno	92%	0
5	Waimauku	88%	0
6	Whirinaki	86%	0
7	Rolleston	84%	0
8	Mosgiel	81%	0
9	Lepperton	80%	NEW
10	Tauranga	79%	0

UFB PRODUCT MIX



GIGABIT CONNECTIONS

268,612

Gigabit connections - end of quarter

12,559

Additional connections this quarter



UPDATE BY REGION



NORTHLAND



UFB AND FIBRE

- There are **33** towns and cities with UFB available.
- **61%** of those with access to UFB have connected.
- There is a total of **30,095** premises connected.

RANK	TOWN	UPTAKE
1	Waipū	78%
2	Hikurangi	74%
3	Maungakaramea	74%
4	Maungatapere	71%
5	Mangawhai	71%



RURAL BROADBAND AND MOBILE BLACK SPOTS

- There are **8,679** households or businesses with RBI2 access which is **94%** of target.
- There are **99** kilometres of mobile coverage on State Highways which is **87%** of target.
- There are **11** tourist sites with mobile coverage which is **73%** of target.
- There have been **44** mobile towers built which is **81%** of target.



MARAE

There are **111** Marae connected in Northland.

TOTAL INVESTED:

Northland: **\$91m**



AUCKLAND



UFB AND FIBRE

- There are **25** towns and cities with UFB available.
- **77%** of those with access to UFB have connected.
- There is a total of **449,130** premises connected.

RANK	TOWN	UPTAKE
1	Waimauku	88%
2	Waiuku	79%
3	Auckland	78%
4	Pukekohe	70%
5	Helensville	69%



RURAL BROADBAND AND MOBILE BLACK SPOTS

- There are **4,938** households or businesses with RBI2 access which is **81%** of target.
- There are **10** kilometres of mobile coverage on State Highways which is **66%** of target.
- There have been **14** mobile towers built which is **50%** of target.
- There have been **25** households or businesses with broadband capacity upgrades, **5** Stop Sells* upgraded, which is **1%** of target.



MARAE

There are **22** Marae connected in Auckland.

TOTAL INVESTED:

Auckland: **\$481m**

* 'Stop sell' means that a customer who has mobile network coverage is unable to access a new broadband connection because the relevant network tower has no spare capacity.



WAIKATO



UFB AND FIBRE

- There are **57** towns and cities with UFB available.
- **68%** of those with access to UFB have connected.
- There is a total of **109,496** premises connected.

RANK	TOWN	UPTAKE
1	Whatawhata	99%
2	Te Kauwhata	96%
3	Horotiu	94%
4	Pokeno	92%
5	Hamilton	78%



RURAL BROADBAND AND MOBILE BLACK SPOTS

- There are **8,254** households or businesses with RBI2 access which is **80%** of target.
- There are **70** kilometres of mobile coverage on State Highways which is **66%** of target.
- There are **6** tourist sites with mobile coverage which is **46%** of target.
- There have been **32** mobile towers built which is **56%** of target.
- There have been **1,323** households or businesses with broadband capacity upgraded with **264** of Stop Sells* upgraded which is **12%** of target.



MARAE

There are **82** Marae connected in Waikato.

TOTAL INVESTED:

Waikato: **\$199m**

* 'Stop sell' means that a customer who has mobile network coverage is unable to access a new broadband connection because the relevant network tower has no spare capacity.



BAY OF PLENTY



UFB AND FIBRE

- There are **22** towns and cities with UFB available.
- **70%** of those with access to UFB have connected.
- There is a total of **84,704** premises connected.

RANK	TOWN	UPTAKE
1	Tauranga	79%
2	Rotorua	65%
3	Kawerau	64%
4	Whakatāne	64%
5	Ōmokoroa	63%



RURAL BROADBAND AND MOBILE BLACK SPOTS

- There are **5,309** households or businesses with RBI2 access which is **86%** of target.
- There are **44** kilometres of mobile coverage on State Highways which is **65%** of target.
- There are **8** tourist sites with mobile coverage which is **89%** of target.
- There have been **17** mobile towers built which is **65%** of target.
- There have been **29** households or businesses with broadband capacity upgraded with **9** of Stop Sells* upgraded which is **1%** of target.



MARAE

There are **108** Marae connected in the Bay of Plenty.

TOTAL INVESTED:

Bay of Plenty: **\$127m**

* 'Stop sell' means that a customer who has mobile network coverage is unable to access a new broadband connection because the relevant network tower has no spare capacity.



GISBORNE



UFB AND FIBRE

- There are **5** towns and cities with UFB available.
- **62%** of those with access to UFB have connected.
- There is a total of **9,610** premises connected.

RANK	TOWN	UPTAKE
1	Gisborne	63%
2	Ruatoria	62%
3	Tolaga Bay	53%
4	Manutuke	43%
5	Te Karaka	33%



RURAL BROADBAND AND MOBILE BLACK SPOTS

- There are **2,025** households or businesses with RB12 access which is **84%** of target.
- There are **108** kilometres of mobile coverage on State Highways which is **96%** of target.
- There are **3** tourist sites with mobile coverage which is **75%** of target.
- There have been **11** mobile towers built which is **61%** of target.



MARAE

There are **56** Marae connected in Gisborne.

TOTAL INVESTED:

Gisborne: **\$23m**



HAWKE'S BAY



UFB AND FIBRE

- There are **13** towns and cities with UFB available.
- **62%** of those with access to UFB have connected.
- There is a total of **37,947** premises connected.

RANK	TOWN	UPTAKE
1	Whirinaki	86%
2	Bay View	69%
3	Havelock North	68%
4	Napier	66%
5	Wairoa	64%



RURAL BROADBAND AND MOBILE BLACK SPOTS

- There are **3,591** households or businesses with RB12 access which is **86%** of target.
- There are **84** kilometres of mobile coverage on State Highways which is **81%** of target.
- There are **6** tourist sites with mobile coverage which is **67%** of target.
- There have been **32** mobile towers built which is **76%** of target.



MARAE

There are **53** Marae connected in Hawke's Bay.

TOTAL INVESTED:

Hawke's Bay: **\$75m**



TARANAKI



UFB AND FIBRE

- There are **17** towns and cities with UFB available.
- **67%** of those with access to UFB have connected.
- There is a total of **29,566** premises connected.

RANK	TOWN	UPTAKE
1	Lepperton	80%
2	New Plymouth	72%
3	Hāwera	67%
4	Inglewood	59%
5	Stratford	59%



RURAL BROADBAND AND MOBILE BLACK SPOTS

- There are **2,387** households or businesses with RBI2 access which is **99%** of target.
- There are **53** kilometres of mobile coverage on State Highways which is **68%** of target.
- There are **3** tourist sites with mobile coverage which is **100%** of target.
- There have been **15** mobile towers built which is **88%** of target.



MARAE

There are **23** Marae connected in Taranaki.

TOTAL INVESTED:

Taranaki: **\$45m**



MANAWATŪ-WHANGANUI



UFB AND FIBRE

- There are **29** towns and cities with UFB available.
- **60%** of those with access to UFB have connected.
- There is a total of **54,124** premises connected.

RANK	TOWN	UPTAKE
1	Longburn	77%
2	Palmerston North	69%
3	Feilding	68%
4	Summerhill	65%
5	Levin	63%



RURAL BROADBAND AND MOBILE BLACK SPOTS

- There are **10,557** households or businesses with RBI2 access which is **94%** of target.
- There are **63** kilometres of mobile coverage on State Highways which is **73%** of target.
- There are **4** tourist sites with mobile coverage which is **67%** of target.
- There have been **29** mobile towers built which is **74%** of target.
- There have been **19** households or businesses with broadband capacity upgraded with **6** of Stop Sells* upgraded which is **1%** of target.



MARAE

There are **59** Marae connected in Manawatū-Whanganui.

TOTAL INVESTED:

Manawatu-Whanganui: **\$118m**

* 'Stop sell' means that a customer who has mobile network coverage is unable to access a new broadband connection because the relevant network tower has no spare capacity.



WELLINGTON



UFB AND FIBRE

- There are **15** towns and cities with UFB available.
- **63%** of those with access to UFB have connected.
- There is a total of **138,806** premises connected.

RANK	TOWN	UPTAKE
1	Carterton	69%
2	Masterton	66%
3	Wellington	66%
4	Otaki	65%
5	Porirua	64%



RURAL BROADBAND AND MOBILE BLACK SPOTS

- There are **2,611** households or businesses with RBI2 access which is **67%** of target.
- There is **1** tourist site with mobile coverage which is **20%** of target.
- There has been **6** mobile towers built which is **29%** of target.

MARAE

There are **21** Marae connected in Wellington.

TOTAL INVESTED:

Wellington: **\$194m**





TOP OF THE SOUTH



UFB AND FIBRE

- There are **18** towns and cities with UFB available.
- **67%** of those with access to UFB have connected.
- There is a total of **36,474** premises connected.

RANK	TOWN	UPTAKE
1	Ruby Bay	78%
2	Nelson	76%
3	Blenheim	64%
4	Motueka	62%
5	Brightwater	56%



RURAL BROADBAND AND MOBILE BLACK SPOTS

- There are **3,444** households or businesses with RBI2 access which is **68%** of target.
- There are **124** kilometres of mobile coverage on State Highways which is **91%** of target.
- There are **6** tourist sites with mobile coverage which is **40%** of target.
- There have been **26** mobile towers built which is **58%** of target.



MARAE

There are **6** Marae connected in Top of the South.

TOTAL INVESTED:

Top of the South: **\$74m**



WEST COAST



UFB AND FIBRE

- There are **26** towns and cities with UFB available.
- **50%** of those with access to UFB have connected.
- There is a total of **6,509** premises connected.
- **205** kilometres of Fibre Link Backhaul built and is complete.

RANK	TOWN	UPTAKE
1	Hokitika	70%
2	Greymouth	61%
3	Runanga	60%
4	Taylorville	55%
5	Kanieri	54%



RURAL BROADBAND AND MOBILE BLACK SPOTS

- There are **2,396** households or businesses with RBI2 access which is **84%** of target.
- There are **150** kilometres of mobile coverage on State Highways which is **58%** of target.
- There are **19** tourist sites with mobile coverage which is **61%** of target.
- There have been **28** mobile towers built which is **56%** of target.



MARAE

There are **5** Marae connected in West Coast.

TOTAL INVESTED:

West Coast: **\$48m**



CANTERBURY



UFB AND FIBRE

- There are **55** towns and cities with UFB available.
- **67%** of those with access to UFB have connected.
- There is a total of **165,724** premises connected.

RANK	TOWN	UPTAKE
1	Rolleston	84%
2	Lincoln	78%
3	Woodend	77%
4	Rangiora	70%
5	Ashburton	68%



RURAL BROADBAND AND MOBILE BLACK SPOTS

- There are **8,447** households or businesses with RBI2 access which is **87%** of target.
- There are **84** kilometres of mobile coverage on State Highways which is **60%** of target.
- There are **6** tourist sites with mobile coverage which is **21%** of target.
- There have been **35** mobile towers built which is **58%** of target.
- There have been **433** households or businesses with broadband capacity upgraded with **120** of Stop Sells* upgraded which is **5%** of target.



MARAE

There are **13** Marae connected in Canterbury.

TOTAL INVESTED:

Canterbury: **\$244m**

* 'Stop sell' means that a customer who has mobile network coverage is unable to access a new broadband connection because the relevant network tower has no spare capacity.



OTAGO



UFB AND FIBRE

- There are **28** towns and cities with UFB available.
- **64%** of those with access to UFB have connected.
- There is a total of **60,462** premises connected.
- **43** kilometres of Fibre Link Backhaul built.

RANK	TOWN	UPTAKE
1	Mosgiel	81%
2	Cromwell	75%
3	Dunedin	71%
4	Wanaka	67%
5	Lake Hawea	67%



RURAL BROADBAND AND MOBILE BLACK SPOTS

- There are **4,637** households or businesses with RBI2 access which is **93%** of target.
- There are **84*** kilometres of mobile coverage on State Highways which is **57%** of target.
- There are **6** tourist sites with mobile coverage which is **50%** of target.
- There have been **19** mobile towers built which is **61%** of target.
- There have been **393** households or businesses with broadband capacity upgraded with **118** of Stop Sells** upgraded which is **22%** of target.

TOTAL INVESTED:

Otago: **\$115m**

* There is a correction downwards of one km due to radio modeling.

** 'Stop sell' means that a customer who has mobile network coverage is unable to access a new broadband connection because the relevant network tower has no spare capacity.



SOUTHLAND



UFB AND FIBRE

- There are **15** towns and cities with UFB available.
- **62%** of those with access to UFB have connected.
- There is a total of **21,978** premises connected.
- **80** kilometres of Fibre Link Backhaul built.

RANK	TOWN	UPTAKE
1	Otatara	76%
2	Invercargill	73%
3	Winton	68%
4	Mossburn	43%
5	Te Anau	38%



RURAL BROADBAND AND MOBILE BLACK SPOTS

- There are **5,399** households or businesses with RBI2 access which is **92%** of target.
- There are **10** kilometres of mobile coverage on State Highways which is **24%** of target.
- There are **7** tourist sites with mobile coverage which is **44%** of target.
- There have been **24** mobile towers built which is **60%** of target.
- There have been **31** households or businesses with broadband capacity upgraded with **9** of Stop Sells* upgraded which is **5%** of target.



MARAE

There are **4** Marae connected in Southland.

TOTAL INVESTED:

Southland: **\$66m**

* 'Stop sell' means that a customer who has mobile network coverage is unable to access a new broadband connection because the relevant network tower has no spare capacity.