



25 July 2023

Ref: DOIA 2324-0039

Privacy of natural persons
[Redacted]

Tēnā koe [Redacted]

Privacy of natural persons

Thank you for your email of 6 July 2023 to the Ministry of Business, Innovation and Employment requesting, under the Official Information Act 1982, the following information:

I am writing requesting the release of dispute resolution statistics from the Tenancy Services prior to 2020, which is the oldest data available on their website.

Please find attached 'Tenancy Dispute Statistics – 2006-2020' containing the oldest statistics available held by Tenancy Services prior to 2020.

If you wish to discuss any aspect of your request or this response, or if you require any further assistance, please contact OIA@mbie.govt.nz.

You have the right to seek an investigation and review by the Ombudsman of this decision. Information about how to make a complaint is available at www.ombudsman.parliament.nz or freephone 0800 802 602.

Nāku noa, nā

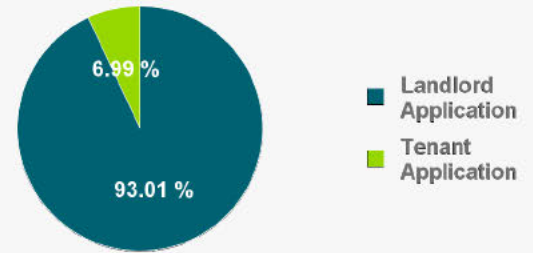
Dennis Bloomfield
Acting National Manager
Dispute Resolution
Building and Tenancy



28 Aug 2006 - 30 Sep 2006

Who made applications to the Tenancy Tribunal?

Landlord Applications **2,674** Tenant Applications **201**



Where were the tenancies related to Tenancy Tribunal applications?

District of tenancy	%
1 Manukau	15.10%
2 Auckland	11.48%
3 Christchurch	9.74%
4 Waitakere	6.30%
5 Hamilton	4.80%

What were Tenancy Tribunal applications about?

Note: there are more disputes than applications, as a single application can be about a number of different disputes.

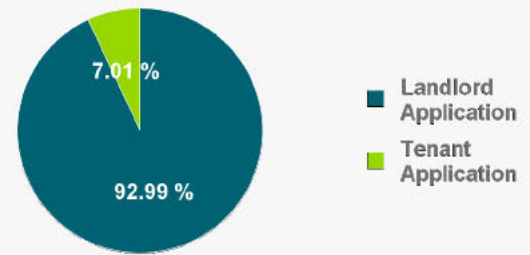
Overall: top disputes detailed in applications	Number of applications	%
1 Rent Arrears	2,266	78.82%
2 Refund Bond	1,844	64.14%
3 Termination/possession	1,816	63.17%
4 Compensation / Damages	892	31.03%
5 Other	187	6.50%
6 Outgoings	177	6.16%
7 Rent arrears breach	148	5.15%
8 Abandoned	100	3.48%
9 Exemplary Damages	57	1.98%
10 Issue a work order	44	1.53%

Landlord applicant: top disputes			Tenant applicant: top disputes		
	#	%		#	%
1 Rent Arrears	2,266	84.74%	1 Compensation / Damages	101	50.25%
2 Termination/possession	1,812	67.76%	2 Refund Bond	99	49.25%
3 Refund Bond	1,745	65.26%	3 Other	79	39.30%
4 Compensation / Damages	791	29.58%	4 Exemplary Damages	54	26.87%
5 Outgoings	176	6.58%	5 Bond not Lodged	41	20.40%
6 Rent arrears breach	147	5.50%	6 Issue a work order	39	19.40%
7 Other	108	4.04%	7 Reduction of Fixed Term	23	11.44%
8 Abandoned	100	3.74%	8 Quiet enjoyment	17	8.46%
9 Money recovery	29	1.08%	9 Unlawful entry	13	6.47%
10 Remedy of breach	28	1.05%	10 Retaliatory notice	7	3.48%

01 Oct 2006 - 29 Dec 2006

Who made applications to the Tenancy Tribunal?

Landlord Applications **9,907** Tenant Applications **747**



Where were the tenancies related to Tenancy Tribunal applications?

District of tenancy	%
1 Manukau	14.54%
2 Auckland	12.49%
3 Christchurch	9.42%
4 Waitakere	5.83%
5 Hamilton	4.80%

What were Tenancy Tribunal applications about?

Note: there are more disputes than applications, as a single application can be about a number of different disputes.

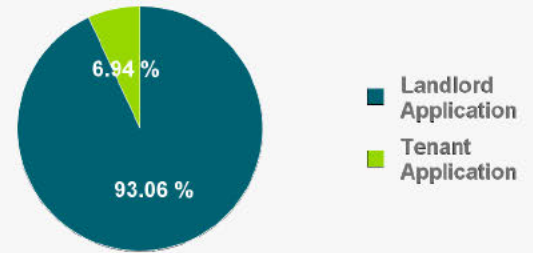
Overall: top disputes detailed in applications	Number of applications	%
1 Rent Arrears	8,251	77.45%
2 Termination/possession	6,591	61.86%
3 Refund Bond	6,309	59.22%
4 Compensation / Damages	3,428	32.18%
5 Other	912	8.56%
6 Rent arrears breach	813	7.63%
7 Outgoings	766	7.19%
8 Abandoned	412	3.87%
9 Exemplary Damages	224	2.10%
10 Issue a work order	138	1.30%

Landlord applicant: top disputes				Tenant applicant: top disputes				
	#	%		#	%		#	%
1 Rent Arrears	8,248	83.25%	1 Compensation / Damages	360	48.19%			
2 Termination/possession	6,589	66.51%	2 Refund Bond	346	46.32%			
3 Refund Bond	5,963	60.19%	3 Other	266	35.61%			
4 Compensation / Damages	3,068	30.97%	4 Exemplary Damages	223	29.85%			
5 Rent arrears breach	813	8.21%	5 Issue a work order	119	15.93%			
6 Outgoings	762	7.69%	6 Bond not Lodged	117	15.66%			
7 Other	646	6.52%	7 Reduction of Fixed Term	113	15.13%			
8 Abandoned	412	4.16%	8 Quiet enjoyment	93	12.45%			
9 Money recovery	64	0.65%	9 Unlawful entry	68	9.10%			
10 Notice to Quit	60	0.61%	10 Recovery of overpaid rent	31	4.15%			

01 Jan 2007 - 31 Mar 2007

Who made applications to the Tenancy Tribunal?

Landlord Applications **12.25_K** Tenant Applications **914**



Where were the tenancies related to Tenancy Tribunal applications?

District of tenancy	%
1 Manukau	14.84%
2 Auckland	12.82%
3 Christchurch	9.11%
4 Waitakere	6.11%
5 Hamilton	4.74%

What were Tenancy Tribunal applications about?

Note: there are more disputes than applications, as a single application can be about a number of different disputes.

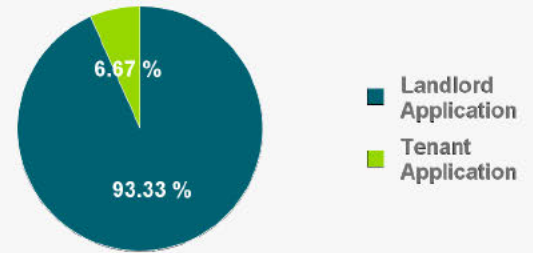
Overall: top disputes detailed in applications	Number of applications	%
1 Rent Arrears	10,594	80.44%
2 Termination/possession	8,507	64.59%
3 Refund Bond	8,373	63.58%
4 Compensation / Damages	4,515	34.28%
5 Other	1,288	9.78%
6 Rent arrears breach	1,234	9.37%
7 Outgoings	977	7.42%
8 Abandoned	459	3.49%
9 Exemplary Damages	290	2.20%
10 Money recovery	200	1.52%

Landlord applicant: top disputes				Tenant applicant: top disputes				
	#	%		#	%		#	%
1 Rent Arrears	10,592	86.42%	1 Compensation / Damages	458	50.11%			
2 Termination/possession	8,502	69.37%	2 Refund Bond	458	50.11%			
3 Refund Bond	7,915	64.58%	3 Other	409	44.75%			
4 Compensation / Damages	4,057	33.10%	4 Exemplary Damages	288	31.51%			
5 Rent arrears breach	1,234	10.07%	5 Bond not Lodged	168	18.38%			
6 Outgoings	976	7.96%	6 Issue a work order	140	15.32%			
7 Other	879	7.17%	7 Quiet enjoyment	128	14.00%			
8 Abandoned	459	3.75%	8 Unlawful entry	86	9.41%			
9 Money recovery	198	1.62%	9 Reduction of Fixed Term	78	8.53%			
10 Remedy of breach	114	0.93%	10 Retaliatory notice	26	2.84%			

01 Apr 2007 - 29 Jun 2007

Who made applications to the Tenancy Tribunal?

Landlord Applications **10.47_K** Tenant Applications **748**



Where were the tenancies related to Tenancy Tribunal applications?

District of tenancy	%
1 Manukau	13.87%
2 Auckland	12.09%
3 Christchurch	8.35%
4 Waitakere	5.91%
5 Hamilton	4.49%

What were Tenancy Tribunal applications about?

Note: there are more disputes than applications, as a single application can be about a number of different disputes.

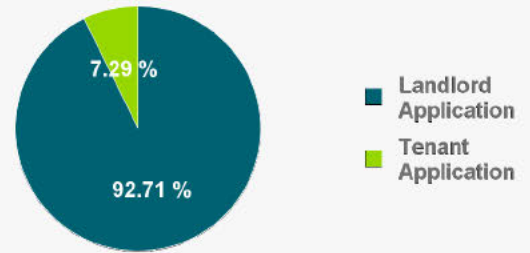
Overall: top disputes detailed in applications	Number of applications	%
1 Rent Arrears	8,953	79.81%
2 Termination/possession	7,073	63.05%
3 Refund Bond	7,014	62.52%
4 Compensation / Damages	4,038	36.00%
5 Other	1,169	10.42%
6 Rent arrears breach	1,129	10.06%
7 Outgoings	831	7.41%
8 Abandoned	292	2.60%
9 Exemplary Damages	228	2.03%
10 Money recovery	228	2.03%

Landlord applicant: top disputes				Tenant applicant: top disputes				
	#	%		#	%		#	%
1 Rent Arrears	8,953	85.51%	1 Compensation / Damages	390	52.14%			
2 Termination/possession	7,072	67.55%	2 Refund Bond	370	49.47%			
3 Refund Bond	6,644	63.46%	3 Other	350	46.79%			
4 Compensation / Damages	3,648	34.84%	4 Exemplary Damages	225	30.08%			
5 Rent arrears breach	1,129	10.78%	5 Bond not Lodged	147	19.65%			
6 Outgoings	829	7.92%	6 Issue a work order	119	15.91%			
7 Other	819	7.82%	7 Reduction of Fixed Term	112	14.97%			
8 Abandoned	292	2.79%	8 Quiet enjoyment	89	11.90%			
9 Money recovery	225	2.15%	9 Unlawful entry	53	7.09%			
10 Remedy of breach	100	0.96%	10 Recovery of overpaid rent	24	3.21%			

02 Jul 2007 - 28 Sep 2007

Who made applications to the Tenancy Tribunal?

Landlord Applications **10.18_K** Tenant Applications **801**



Where were the tenancies related to Tenancy Tribunal applications?

District of tenancy	%
1 Manukau	14.72%
2 Auckland	12.07%
3 Christchurch	8.92%
4 Waitakere	5.75%
5 Hamilton	5.06%

What were Tenancy Tribunal applications about?

Note: there are more disputes than applications, as a single application can be about a number of different disputes.

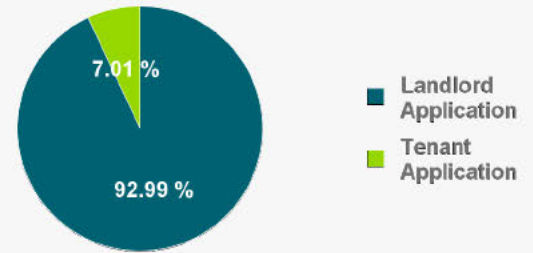
Overall: top disputes detailed in applications	Number of applications	%
1 Rent Arrears	8,837	80.47%
2 Refund Bond	7,192	65.49%
3 Termination/possession	7,037	64.08%
4 Compensation / Damages	3,962	36.08%
5 Other	1,413	12.87%
6 Rent arrears breach	1,209	11.01%
7 Outgoings	818	7.45%
8 Abandoned	330	3.00%
9 Exemplary Damages	254	2.31%
10 Money recovery	191	1.74%

Landlord applicant: top disputes				Tenant applicant: top disputes				
	#	%		#	%		#	%
1 Rent Arrears	8,834	86.77%	1 Other	451	56.30%			
2 Termination/possession	7,033	69.08%	2 Compensation / Damages	436	54.43%			
3 Refund Bond	6,807	66.86%	3 Refund Bond	385	48.06%			
4 Compensation / Damages	3,526	34.63%	4 Exemplary Damages	247	30.84%			
5 Rent arrears breach	1,209	11.88%	5 Bond not Lodged	165	20.60%			
6 Other	962	9.45%	6 Issue a work order	139	17.35%			
7 Outgoings	817	8.02%	7 Reduction of Fixed Term	112	13.98%			
8 Abandoned	330	3.24%	8 Quiet enjoyment	101	12.61%			
9 Money recovery	186	1.83%	9 Unlawful entry	84	10.49%			
10 Remedy of breach	123	1.21%	10 Jurisdiction of Tenancy Tribun	38	4.74%			

01 Oct 2007 - 31 Dec 2007

Who made applications to the Tenancy Tribunal?

Landlord Applications **10.54_K** Tenant Applications **795**



Where were the tenancies related to Tenancy Tribunal applications?

District of tenancy	%
1 Manukau	13.97%
2 Auckland	12.79%
3 Christchurch	9.21%
4 Waitakere	5.88%
5 Hamilton	4.50%

What were Tenancy Tribunal applications about?

Note: there are more disputes than applications, as a single application can be about a number of different disputes.

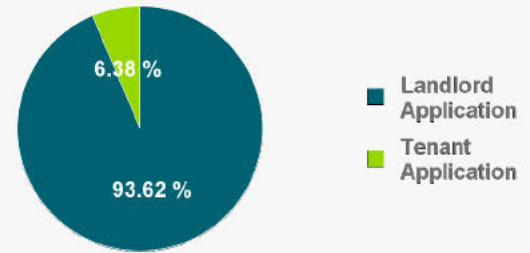
Overall: top disputes detailed in applications	Number of applications	%
1 Rent Arrears	9,000	79.34%
2 Termination/possession	7,162	63.13%
3 Refund Bond	7,107	62.65%
4 Compensation / Damages	3,607	31.80%
5 Other	1,595	14.06%
6 Rent arrears breach	1,347	11.87%
7 Outgoings	795	7.01%
8 Abandoned	331	2.92%
9 Exemplary Damages	227	2.00%
10 Money recovery	172	1.52%

Landlord applicant: top disputes				Tenant applicant: top disputes				
	#	%		#	%		#	%
1 Rent Arrears	8,999	85.31%	1 Other	430	54.09%			
2 Termination/possession	7,158	67.85%	2 Compensation / Damages	429	53.96%			
3 Refund Bond	6,757	64.05%	3 Refund Bond	350	44.03%			
4 Compensation / Damages	3,178	30.13%	4 Exemplary Damages	225	28.30%			
5 Rent arrears breach	1,347	12.77%	5 Issue a work order	135	16.98%			
6 Other	1,165	11.04%	6 Bond not Lodged	132	16.60%			
7 Outgoings	793	7.52%	7 Quiet enjoyment	102	12.83%			
8 Abandoned	331	3.14%	8 Reduction of Fixed Term	94	11.82%			
9 Money recovery	162	1.54%	9 Unlawful entry	57	7.17%			
10 Remedy of breach	113	1.07%	10 Retaliatory notice	27	3.40%			

03 Jan 2008 - 31 Mar 2008

Who made applications to the Tenancy Tribunal?

Landlord Applications **12.64_K** Tenant Applications **862**



Where were the tenancies related to Tenancy Tribunal applications?

District of tenancy	%
1 Manukau	15.34%
2 Auckland	13.61%
3 Christchurch	9.11%
4 Waitakere	6.18%
5 Hamilton	4.60%

What were Tenancy Tribunal applications about?

Note: there are more disputes than applications, as a single application can be about a number of different disputes.

Overall: top disputes detailed in applications	Number of applications	%
1 Rent Arrears	11,067	81.92%
2 Termination/possession	9,083	67.24%
3 Refund Bond	8,912	65.97%
4 Compensation / Damages	3,809	28.20%
5 Rent arrears breach	1,612	11.93%
6 Other	1,210	8.96%
7 Outgoings	735	5.44%
8 Abandoned	324	2.40%
9 Exemplary Damages	239	1.77%
10 Issue a work order	172	1.27%

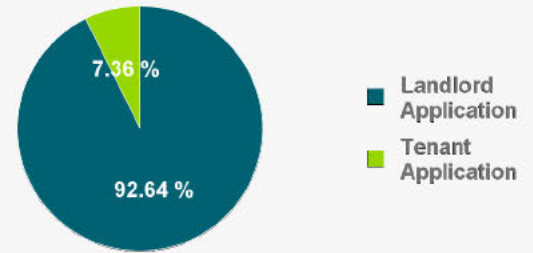
Landlord applicant: top disputes	#	%
1 Rent Arrears	11,065	87.49%
2 Termination/possession	9,081	71.80%
3 Refund Bond	8,502	67.23%
4 Compensation / Damages	3,368	26.63%
5 Rent arrears breach	1,612	12.75%
6 Other	841	6.65%
7 Outgoings	733	5.80%
8 Abandoned	324	2.56%
9 Remedy of breach	139	1.10%
10 Money recovery	128	1.01%

Tenant applicant: top disputes	#	%
1 Compensation / Damages	441	51.16%
2 Refund Bond	410	47.56%
3 Other	369	42.81%
4 Exemplary Damages	235	27.26%
5 Bond not Lodged	166	19.26%
6 Issue a work order	151	17.52%
7 Reduction of Fixed Term	95	11.02%
8 Quiet enjoyment	74	8.58%
9 Unlawful entry	47	5.45%
10 Recovery of overpaid rent	25	2.90%

01 Apr 2008 - 30 Jun 2008

Who made applications to the Tenancy Tribunal?

Landlord Applications **11.59_K** Tenant Applications **921**



Where were the tenancies related to Tenancy Tribunal applications?

District of tenancy	%
1 Manukau	14.60%
2 Auckland	13.84%
3 Christchurch	9.71%
4 Waitakere	5.99%
5 Hamilton	4.37%

What were Tenancy Tribunal applications about?

Note: there are more disputes than applications, as a single application can be about a number of different disputes.

Overall: top disputes detailed in applications	Number of applications	%
1 Rent Arrears	9,932	79.34%
2 Refund Bond	7,984	63.78%
3 Termination/possession	7,764	62.02%
4 Compensation / Damages	3,793	30.30%
5 Rent arrears breach	1,529	12.21%
6 Other	1,310	10.46%
7 Outgoings	718	5.74%
8 Abandoned	309	2.47%
9 Exemplary Damages	229	1.83%
10 Remedy of breach	223	1.78%

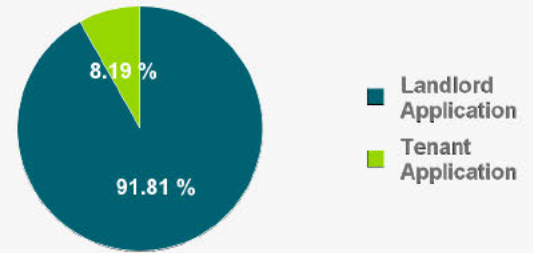
Landlord applicant: top disputes	#	%
1 Rent Arrears	9,931	85.63%
2 Termination/possession	7,761	66.92%
3 Refund Bond	7,526	64.90%
4 Compensation / Damages	3,343	28.83%
5 Rent arrears breach	1,527	13.17%
6 Other	907	7.82%
7 Outgoings	716	6.17%
8 Abandoned	309	2.66%
9 Remedy of breach	222	1.91%
10 Money recovery	129	1.11%

Tenant applicant: top disputes	#	%
1 Refund Bond	458	49.73%
2 Compensation / Damages	450	48.86%
3 Other	403	43.76%
4 Exemplary Damages	226	24.54%
5 Bond not Lodged	161	17.48%
6 Issue a work order	159	17.26%
7 Reduction of Fixed Term	133	14.44%
8 Quiet enjoyment	60	6.51%
9 Unlawful entry	48	5.21%
10 Recovery of overpaid rent	29	3.15%

01 Jul 2008 - 30 Sep 2008

Who made applications to the Tenancy Tribunal?

Landlord Applications **11.45_K** Tenant Applications **1,021**



Where were the tenancies related to Tenancy Tribunal applications?

District of tenancy	%
1 Manukau	14.48%
2 Auckland	12.35%
3 Christchurch	10.06%
4 Waitakere	5.59%
5 Hamilton	4.68%

What were Tenancy Tribunal applications about?

Note: there are more disputes than applications, as a single application can be about a number of different disputes.

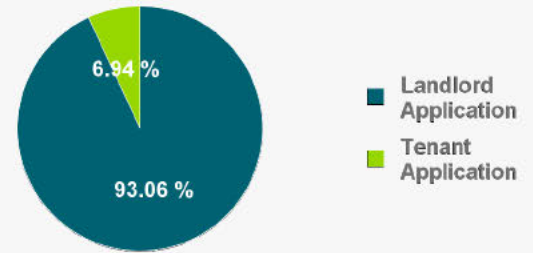
Overall: top disputes detailed in applications	Number of applications	%
1 Rent Arrears	9,941	79.71%
2 Termination/possession	7,749	62.13%
3 Refund Bond	7,624	61.13%
4 Compensation / Damages	4,462	35.78%
5 Rent arrears breach	1,567	12.56%
6 Other	1,283	10.29%
7 Outgoings	686	5.50%
8 Abandoned	367	2.94%
9 Exemplary Damages	258	2.07%
10 Reduction of Fixed Term	254	2.04%

Landlord applicant: top disputes				Tenant applicant: top disputes				
	#	%		#	%		#	%
1 Rent Arrears	9,940	86.80%	1 Compensation / Damages	513	50.24%			
2 Termination/possession	7,747	67.65%	2 Refund Bond	453	44.37%			
3 Refund Bond	7,171	62.62%	3 Other	371	36.34%			
4 Compensation / Damages	3,949	34.49%	4 Exemplary Damages	251	24.58%			
5 Rent arrears breach	1,567	13.68%	5 Reduction of Fixed Term	249	24.39%			
6 Other	912	7.96%	6 Issue a work order	189	18.51%			
7 Outgoings	683	5.96%	7 Bond not Lodged	168	16.45%			
8 Abandoned	367	3.20%	8 Quiet enjoyment	83	8.13%			
9 Remedy of breach	237	2.07%	9 Unlawful entry	62	6.07%			
10 Money recovery	169	1.48%	10 Jurisdiction of Tenancy Tribun	30	2.94%			

01 Oct 2008 - 31 Dec 2008

Who made applications to the Tenancy Tribunal?

Landlord Applications **11.16_K** Tenant Applications **833**



Where were the tenancies related to Tenancy Tribunal applications?

District of tenancy	%
1 Manukau	15.03%
2 Auckland	12.80%
3 Christchurch	9.91%
4 Waitakere	5.57%
5 Hamilton	4.55%

What were Tenancy Tribunal applications about?

Note: there are more disputes than applications, as a single application can be about a number of different disputes.

Overall: top disputes detailed in applications	Number of applications	%
1 Rent Arrears	9,638	80.32%
2 Termination/possession	7,554	62.95%
3 Refund Bond	7,460	62.17%
4 Compensation / Damages	4,268	35.57%
5 Rent arrears breach	1,739	14.49%
6 Other	1,271	10.59%
7 Outgoings	737	6.14%
8 Abandoned	335	2.79%
9 Remedy of breach	318	2.65%
10 Exemplary Damages	251	2.09%

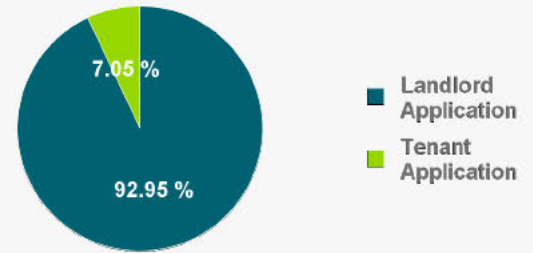
Landlord applicant: top disputes	#	%
1 Rent Arrears	9,637	86.30%
2 Termination/possession	7,552	67.63%
3 Refund Bond	7,031	62.96%
4 Compensation / Damages	3,859	34.56%
5 Rent arrears breach	1,738	15.56%
6 Other	927	8.30%
7 Outgoings	723	6.47%
8 Abandoned	335	3.00%
9 Remedy of breach	317	2.84%
10 Money recovery	170	1.52%

Tenant applicant: top disputes	#	%
1 Refund Bond	429	51.50%
2 Compensation / Damages	409	49.10%
3 Other	344	41.30%
4 Exemplary Damages	241	28.93%
5 Bond not Lodged	165	19.81%
6 Reduction of Fixed Term	164	19.69%
7 Issue a work order	141	16.93%
8 Quiet enjoyment	80	9.60%
9 Unlawful entry	48	5.76%
10 Retaliatory notice	22	2.64%

02 Jan 2009 - 31 Mar 2009

Who made applications to the Tenancy Tribunal?

Landlord Applications **13.1_K** Tenant Applications **994**



Where were the tenancies related to Tenancy Tribunal applications?

District of tenancy	%
1 Manukau	15.40%
2 Auckland	12.43%
3 Christchurch	10.13%
4 Waitakere	5.88%
5 Hamilton	4.65%

What were Tenancy Tribunal applications about?

Note: there are more disputes than applications, as a single application can be about a number of different disputes.

Overall: top disputes detailed in applications	Number of applications	%
1 Rent Arrears	11,428	81.08%
2 Refund Bond	9,347	66.31%
3 Termination/possession	9,262	65.71%
4 Compensation / Damages	4,725	33.52%
5 Rent arrears breach	1,920	13.62%
6 Other	1,312	9.31%
7 Outgoings	959	6.80%
8 Abandoned	377	2.67%
9 Remedy of breach	359	2.55%
10 Exemplary Damages	306	2.17%

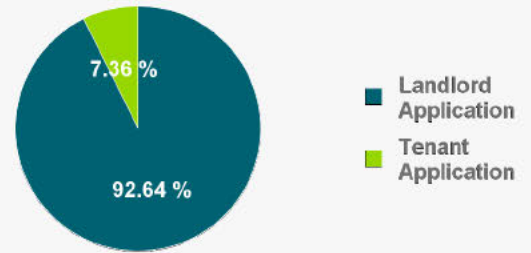
Landlord applicant: top disputes	#	%
1 Rent Arrears	11,426	87.21%
2 Termination/possession	9,256	70.65%
3 Refund Bond	8,821	67.33%
4 Compensation / Damages	4,261	32.52%
5 Rent arrears breach	1,919	14.65%
6 Outgoings	956	7.30%
7 Other	917	7.00%
8 Abandoned	377	2.88%
9 Remedy of breach	359	2.74%
10 Money recovery	218	1.66%

Tenant applicant: top disputes	#	%
1 Refund Bond	526	52.92%
2 Compensation / Damages	464	46.68%
3 Other	395	39.74%
4 Exemplary Damages	303	30.48%
5 Bond not Lodged	196	19.72%
6 Issue a work order	156	15.69%
7 Reduction of Fixed Term	138	13.88%
8 Quiet enjoyment	128	12.88%
9 Unlawful entry	63	6.34%
10 Retaliatory notice	28	2.82%

01 Apr 2009 - 30 Jun 2009

Who made applications to the Tenancy Tribunal?

Landlord Applications **11.73_K** Tenant Applications **932**



Where were the tenancies related to Tenancy Tribunal applications?

District of tenancy	%
1 Manukau	14.51%
2 Auckland	12.48%
3 Christchurch	11.05%
4 Waitakere	6.01%
5 Hamilton	4.40%

What were Tenancy Tribunal applications about?

Note: there are more disputes than applications, as a single application can be about a number of different disputes.

Overall: top disputes detailed in applications	Number of applications	%
1 Rent Arrears	10,191	80.43%
2 Refund Bond	8,060	63.61%
3 Termination/possession	7,968	62.89%
4 Compensation / Damages	4,262	33.64%
5 Rent arrears breach	1,829	14.44%
6 Outgoings	918	7.25%
7 Other	775	6.12%
8 Abandoned	372	2.94%
9 Remedy of breach	349	2.75%
10 Exemplary Damages	323	2.55%

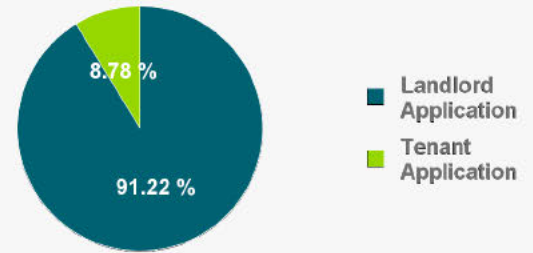
Landlord applicant: top disputes	#	%
1 Rent Arrears	10,191	86.82%
2 Termination/possession	7,965	67.86%
3 Refund Bond	7,658	65.24%
4 Compensation / Damages	3,874	33.00%
5 Rent arrears breach	1,829	15.58%
6 Outgoings	916	7.80%
7 Other	516	4.40%
8 Abandoned	372	3.17%
9 Remedy of breach	347	2.96%
10 Money recovery	259	2.21%

Tenant applicant: top disputes	#	%
1 Refund Bond	402	43.13%
2 Compensation / Damages	388	41.63%
3 Exemplary Damages	322	34.55%
4 Other	259	27.79%
5 Bond not Lodged	191	20.49%
6 Reduction of Fixed Term	182	19.53%
7 Issue a work order	172	18.45%
8 Quiet enjoyment	143	15.34%
9 Unlawful entry	65	6.97%
10 Recovery of overpaid rent	37	3.97%

01 Jul 2009 - 30 Sep 2009

Who made applications to the Tenancy Tribunal?

Landlord Applications **11.23_K** Tenant Applications **1,081**



Where were the tenancies related to Tenancy Tribunal applications?

District of tenancy	%
1 Manukau	13.36%
2 Auckland	11.23%
3 Christchurch	10.28%
4 Waitakere	5.54%
5 Hamilton	4.77%

What were Tenancy Tribunal applications about?

Note: there are more disputes than applications, as a single application can be about a number of different disputes.

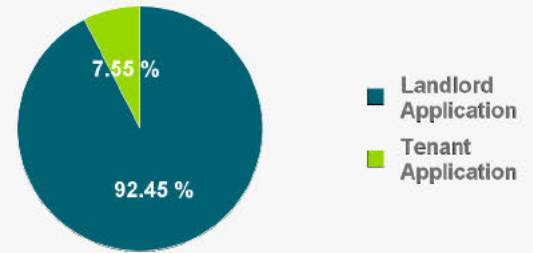
Overall: top disputes detailed in applications	Number of applications	%
1 Rent Arrears	9,684	78.62%
2 Refund Bond	7,976	64.75%
3 Termination/possession	7,483	60.75%
4 Compensation / Damages	4,491	36.46%
5 Rent arrears breach	1,873	15.21%
6 Outgoings	865	7.02%
7 Other	759	6.16%
8 Exemplary Damages	418	3.39%
9 Abandoned	371	3.01%
10 Remedy of breach	310	2.52%

Landlord applicant: top disputes				Tenant applicant: top disputes				
	#	%		#	%		#	%
1 Rent Arrears	9,683	86.17%	1 Compensation / Damages	518	47.92%			
2 Refund Bond	7,469	66.47%	2 Refund Bond	507	46.90%			
3 Termination/possession	7,456	66.35%	3 Exemplary Damages	415	38.39%			
4 Compensation / Damages	3,973	35.36%	4 Bond not Lodged	259	23.96%			
5 Rent arrears breach	1,870	16.64%	5 Other	253	23.40%			
6 Outgoings	859	7.64%	6 Reduction of Fixed Term	187	17.30%			
7 Other	506	4.50%	7 Issue a work order	182	16.84%			
8 Abandoned	371	3.30%	8 Quiet enjoyment	164	15.17%			
9 Remedy of breach	304	2.71%	9 Unlawful entry	68	6.29%			
10 Money recovery	192	1.71%	10 Recovery of overpaid rent	37	3.42%			

01 Oct 2009 - 31 Dec 2009

Who made applications to the Tenancy Tribunal?

Landlord Applications **10.38_K** Tenant Applications **848**



Where were the tenancies related to Tenancy Tribunal applications?

District of tenancy	%
1 Manukau	13.43%
2 Auckland	11.46%
3 Christchurch	10.78%
4 Waitakere	5.44%
5 Hamilton	4.65%

What were Tenancy Tribunal applications about?

Note: there are more disputes than applications, as a single application can be about a number of different disputes.

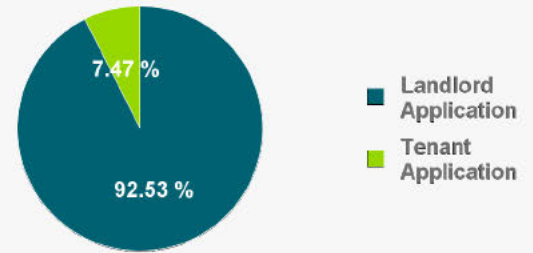
Overall: top disputes detailed in applications	Number of applications	%
1 Rent Arrears	8,926	79.43%
2 Refund Bond	7,155	63.67%
3 Termination/possession	7,029	62.55%
4 Compensation / Damages	3,815	33.95%
5 Rent arrears breach	1,803	16.05%
6 Other	820	7.30%
7 Outgoings	711	6.33%
8 Remedy of breach	320	2.85%
9 Abandoned	309	2.75%
10 Exemplary Damages	265	2.36%

Landlord applicant: top disputes				Tenant applicant: top disputes				
	#	%		#	%		#	%
1 Rent Arrears	8,926	85.92%	1 Refund Bond	425	50.12%			
2 Termination/possession	7,002	67.40%	2 Compensation / Damages	392	46.23%			
3 Refund Bond	6,730	64.78%	3 Exemplary Damages	265	31.25%			
4 Compensation / Damages	3,423	32.95%	4 Other	245	28.89%			
5 Rent arrears breach	1,801	17.34%	5 Bond not Lodged	183	21.58%			
6 Outgoings	710	6.83%	6 Issue a work order	136	16.04%			
7 Other	575	5.53%	7 Reduction of Fixed Term	131	15.45%			
8 Remedy of breach	315	3.03%	8 Quiet enjoyment	87	10.26%			
9 Abandoned	309	2.97%	9 Unlawful entry	51	6.01%			
10 Money recovery	163	1.57%	10 Termination/possession	27	3.18%			

05 Jan 2010 - 31 Mar 2010

Who made applications to the Tenancy Tribunal?

Landlord Applications **12.35_K** Tenant Applications **997**



Where were the tenancies related to Tenancy Tribunal applications?

District of tenancy	%
1 Manukau	14.34%
2 Auckland	11.74%
3 Christchurch	10.39%
4 Waitakere	5.79%
5 Hamilton	4.41%

What were Tenancy Tribunal applications about?

Note: there are more disputes than applications, as a single application can be about a number of different disputes.

Overall: top disputes detailed in applications	Number of applications	%
1 Rent Arrears	10,741	80.48%
2 Refund Bond	8,801	65.94%
3 Termination/possession	8,571	64.22%
4 Compensation / Damages	4,511	33.80%
5 Rent arrears breach	1,843	13.81%
6 Outgoings	972	7.28%
7 Other	652	4.88%
8 Remedy of breach	381	2.85%
9 Abandoned	363	2.72%
10 Exemplary Damages	297	2.23%

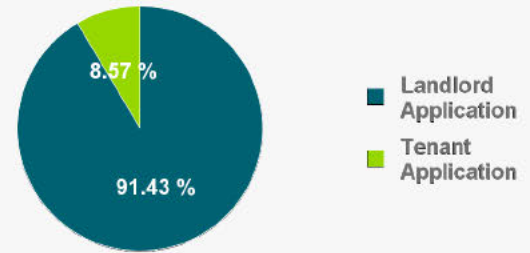
Landlord applicant: top disputes	#	%
1 Rent Arrears	10,740	86.96%
2 Termination/possession	8,549	69.22%
3 Refund Bond	8,274	67.00%
4 Compensation / Damages	4,018	32.53%
5 Rent arrears breach	1,843	14.92%
6 Outgoings	968	7.84%
7 Other	416	3.37%
8 Remedy of breach	379	3.07%
9 Abandoned	363	2.94%
10 Money recovery	170	1.38%

Tenant applicant: top disputes	#	%
1 Refund Bond	527	52.86%
2 Compensation / Damages	493	49.45%
3 Exemplary Damages	294	29.49%
4 Other	236	23.67%
5 Bond not Lodged	200	20.06%
6 Issue a work order	152	15.25%
7 Quiet enjoyment	94	9.43%
8 Reduction of Fixed Term	81	8.12%
9 Unlawful entry	45	4.51%
10 Retaliatory notice	35	3.51%

01 Apr 2010 - 30 Jun 2010

Who made applications to the Tenancy Tribunal?

Landlord Applications **10.72_K** Tenant Applications **1,005**



Where were the tenancies related to Tenancy Tribunal applications?

District of tenancy	%
1 Manukau	13.28%
2 Auckland	12.18%
3 Christchurch	10.16%
4 Waitakere	5.97%
5 Hamilton	4.79%

What were Tenancy Tribunal applications about?

Note: there are more disputes than applications, as a single application can be about a number of different disputes.

Overall: top disputes detailed in applications	Number of applications	%
1 Rent Arrears	9,211	78.54%
2 Refund Bond	7,423	63.29%
3 Termination/possession	7,032	59.96%
4 Compensation / Damages	4,000	34.11%
5 Rent arrears breach	1,708	14.56%
6 Outgoings	827	7.05%
7 Other	516	4.40%
8 Exemplary Damages	338	2.88%
9 Abandoned	278	2.37%
10 Bond not Lodged	221	1.88%

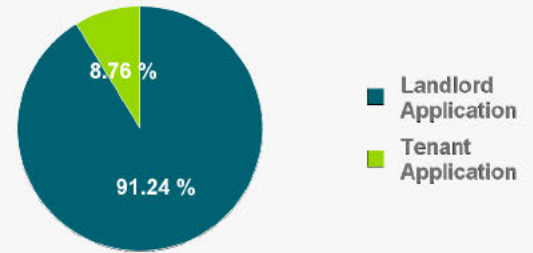
Landlord applicant: top disputes	#	%
1 Rent Arrears	9,209	85.88%
2 Termination/possession	7,019	65.46%
3 Refund Bond	6,907	64.41%
4 Compensation / Damages	3,552	33.13%
5 Rent arrears breach	1,708	15.93%
6 Outgoings	822	7.67%
7 Other	330	3.08%
8 Abandoned	278	2.59%
9 Remedy of breach	216	2.01%
10 Money recovery	176	1.64%

Tenant applicant: top disputes	#	%
1 Refund Bond	516	51.34%
2 Compensation / Damages	448	44.58%
3 Exemplary Damages	334	33.23%
4 Bond not Lodged	221	21.99%
5 Other	186	18.51%
6 Issue a work order	170	16.92%
7 Reduction of Fixed Term	154	15.32%
8 Quiet enjoyment	108	10.75%
9 Unlawful entry	57	5.67%
10 Retaliatory notice	44	4.38%

01 Jul 2010 - 30 Sep 2010

Who made applications to the Tenancy Tribunal?

Landlord Applications **10.69_K** Tenant Applications **1,026**



Where were the tenancies related to Tenancy Tribunal applications?

District of tenancy	%
1 Manukau	13.24%
2 Christchurch	11.41%
3 Auckland	11.11%
4 Waitakere	5.73%
5 Hamilton	4.65%

What were Tenancy Tribunal applications about?

Note: there are more disputes than applications, as a single application can be about a number of different disputes.

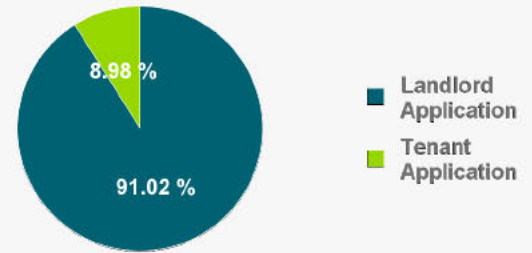
Overall: top disputes detailed in applications	Number of applications	%
1 Rent Arrears	9,259	79.02%
2 Refund Bond	7,375	62.94%
3 Termination/possession	7,013	59.85%
4 Compensation / Damages	4,034	34.43%
5 Rent arrears breach	1,727	14.74%
6 Outgoings	858	7.32%
7 Other	775	6.61%
8 Abandoned	353	3.01%
9 Exemplary Damages	331	2.82%
10 Reduction of Fixed Term	226	1.93%

Landlord applicant: top disputes				Tenant applicant: top disputes				
	#	%		#	%		#	%
1 Rent Arrears	9,259	86.61%	1 Refund Bond	491	47.86%			
2 Termination/possession	7,010	65.57%	2 Compensation / Damages	481	46.88%			
3 Refund Bond	6,884	64.39%	3 Exemplary Damages	329	32.07%			
4 Compensation / Damages	3,553	33.23%	4 Other	224	21.83%			
5 Rent arrears breach	1,727	16.15%	5 Reduction of Fixed Term	221	21.54%			
6 Outgoings	854	7.99%	6 Bond not Lodged	220	21.44%			
7 Other	551	5.15%	7 Issue a work order	179	17.45%			
8 Abandoned	353	3.30%	8 Quiet enjoyment	114	11.11%			
9 Money recovery	208	1.95%	9 Unlawful entry	66	6.43%			
10 Remedy of breach	205	1.92%	10 Retaliatory notice	35	3.41%			

01 Oct 2010 - 31 Dec 2010

Who made applications to the Tenancy Tribunal?

Landlord Applications **10.37_K** Tenant Applications **1,024**



Where were the tenancies related to Tenancy Tribunal applications?

District of tenancy	%
1 Manukau	12.42%
2 Auckland	11.31%
3 Christchurch	10.50%
4 Waitakere	5.91%
5 Hamilton	5.02%

What were Tenancy Tribunal applications about?

Note: there are more disputes than applications, as a single application can be about a number of different disputes.

Overall: top disputes detailed in applications	Number of applications	%
1 Rent Arrears	8,915	78.18%
2 Refund Bond	7,290	63.93%
3 Termination/possession	6,842	60.00%
4 Compensation / Damages	4,068	35.67%
5 Other	1,616	14.17%
6 Rent arrears breach	1,391	12.20%
7 Outgoings	845	7.41%
8 Exemplary Damages	361	3.17%
9 Remedy of breach	340	2.98%
10 Abandoned	318	2.79%

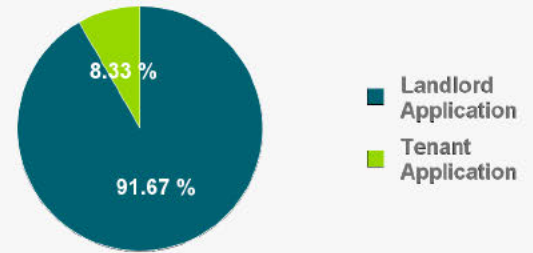
Landlord applicant: top disputes	#	%
1 Rent Arrears	8,915	85.89%
2 Termination/possession	6,832	65.83%
3 Refund Bond	6,753	65.06%
4 Compensation / Damages	3,590	34.59%
5 Rent arrears breach	1,390	13.39%
6 Other	1,257	12.11%
7 Outgoings	839	8.08%
8 Remedy of breach	337	3.25%
9 Abandoned	318	3.06%
10 Money recovery	149	1.44%

Tenant applicant: top disputes	#	%
1 Refund Bond	537	52.44%
2 Compensation / Damages	478	46.68%
3 Other	359	35.06%
4 Exemplary Damages	337	32.91%
5 Bond not Lodged	211	20.61%
6 Reduction of Fixed Term	158	15.43%
7 Issue a work order	156	15.23%
8 Quiet enjoyment	113	11.04%
9 Unlawful entry	63	6.15%
10 Retaliatory notice	31	3.03%

01 Jan 2011 - 31 Mar 2011

Who made applications to the Tenancy Tribunal?

Landlord Applications **11.84_K** Tenant Applications **1,076**



Where were the tenancies related to Tenancy Tribunal applications?

District of tenancy	%
1 Manukau	14.66%
2 Auckland	11.55%
3 Christchurch	8.98%
4 Waitakere	5.51%
5 Hamilton	5.13%

What were Tenancy Tribunal applications about?

Note: there are more disputes than applications, as a single application can be about a number of different disputes.

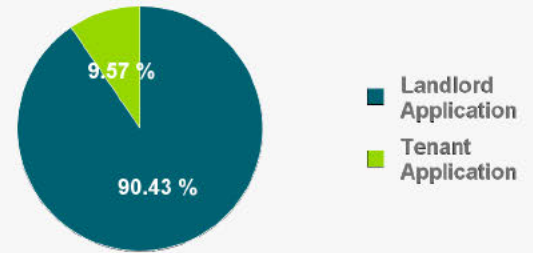
Overall: top disputes detailed in applications	Number of applications	%
1 Rent Arrears	10,379	80.33%
2 Refund Bond	8,479	65.62%
3 Termination/possession	8,081	62.54%
4 Compensation / Damages	4,577	35.42%
5 Other	2,432	18.82%
6 Rent arrears breach	1,558	12.06%
7 Outgoings	985	7.62%
8 Exemplary Damages	399	3.09%
9 Remedy of breach	390	3.02%
10 Abandoned	308	2.38%

Landlord applicant: top disputes				Tenant applicant: top disputes			
		#	%			#	%
1	Rent Arrears	10,377	87.61%	1	Refund Bond	564	52.42%
2	Termination/possession	8,063	68.07%	2	Compensation / Damages	513	47.68%
3	Refund Bond	7,915	66.82%	3	Exemplary Damages	378	35.13%
4	Compensation / Damages	4,064	34.31%	4	Other	279	25.93%
5	Other	2,153	18.18%	5	Bond not Lodged	247	22.96%
6	Rent arrears breach	1,558	13.15%	6	Issue a work order	152	14.13%
7	Outgoings	982	8.29%	7	Reduction of Fixed Term	131	12.17%
8	Remedy of breach	386	3.26%	8	Quiet enjoyment	120	11.15%
9	Abandoned	308	2.60%	9	Unlawful entry	79	7.34%
10	Money recovery	242	2.04%	10	Retaliatory notice	44	4.09%

01 Apr 2011 - 30 Jun 2011

Who made applications to the Tenancy Tribunal?

Landlord Applications **11.1_K** Tenant Applications **1,175**



Where were the tenancies related to Tenancy Tribunal applications?

District of tenancy	%
1 Manukau	13.30%
2 Christchurch	11.91%
3 Auckland	11.49%
4 Waitakere	6.27%
5 Hamilton	4.59%

What were Tenancy Tribunal applications about?

Note: there are more disputes than applications, as a single application can be about a number of different disputes.

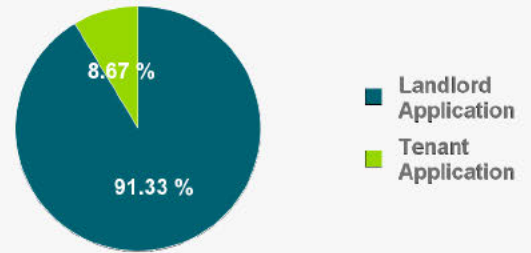
Overall: top disputes detailed in applications	Number of applications	%
1 Rent Arrears	9,497	77.37%
2 Refund Bond	7,824	63.74%
3 Termination/possession	7,255	59.10%
4 Compensation / Damages	4,490	36.58%
5 Other	2,449	19.95%
6 Rent arrears breach	1,505	12.26%
7 Outgoings	975	7.94%
8 Remedy of breach	403	3.28%
9 Exemplary Damages	373	3.04%
10 Abandoned	321	2.62%

Landlord applicant: top disputes				Tenant applicant: top disputes				
	#	%		#	%		#	%
1 Rent Arrears	9,497	85.56%	1 Refund Bond	646	54.98%			
2 Termination/possession	7,239	65.22%	2 Compensation / Damages	538	45.79%			
3 Refund Bond	7,178	64.67%	3 Exemplary Damages	352	29.96%			
4 Compensation / Damages	3,952	35.60%	4 Other	251	21.36%			
5 Other	2,198	19.80%	5 Bond not Lodged	242	20.60%			
6 Rent arrears breach	1,505	13.56%	6 Reduction of Fixed Term	209	17.79%			
7 Outgoings	971	8.75%	7 Issue a work order	192	16.34%			
8 Remedy of breach	399	3.59%	8 Quiet enjoyment	114	9.70%			
9 Abandoned	321	2.89%	9 Unlawful entry	75	6.38%			
10 Money recovery	199	1.79%	10 Recovery of overpaid rent	49	4.17%			

01 Jul 2011 - 30 Sep 2011

Who made applications to the Tenancy Tribunal?

Landlord Applications **10.5_K** Tenant Applications **997**



Where were the tenancies related to Tenancy Tribunal applications?

District of tenancy	%
1 Manukau	12.90%
2 Auckland	10.77%
3 Christchurch	9.77%
4 Waitakere	5.88%
5 Hamilton	4.86%

What were Tenancy Tribunal applications about?

Note: there are more disputes than applications, as a single application can be about a number of different disputes.

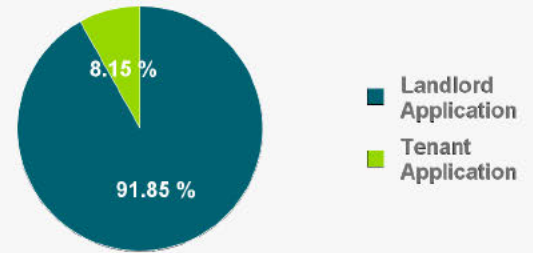
Overall: top disputes detailed in applications	Number of applications	%
1 Rent Arrears	8,883	77.25%
2 Refund Bond	7,193	62.55%
3 Termination/possession	6,835	59.44%
4 Compensation / Damages	3,618	31.46%
5 Other	2,637	22.93%
6 Rent arrears breach	1,501	13.05%
7 Outgoings	948	8.24%
8 Exemplary Damages	401	3.49%
9 Remedy of breach	304	2.64%
10 Abandoned	264	2.30%

Landlord applicant: top disputes				Tenant applicant: top disputes				
	#	%		#	%		#	%
1 Rent Arrears	8,883	84.58%	1 Refund Bond	519	52.06%			
2 Termination/possession	6,834	65.07%	2 Compensation / Damages	417	41.83%			
3 Refund Bond	6,674	63.55%	3 Exemplary Damages	339	34.00%			
4 Compensation / Damages	3,201	30.48%	4 Reduction of Fixed Term	204	20.46%			
5 Other	2,467	23.49%	5 Bond not Lodged	200	20.06%			
6 Rent arrears breach	1,501	14.29%	6 Issue a work order	171	17.15%			
7 Outgoings	939	8.94%	7 Other	170	17.05%			
8 Remedy of breach	296	2.82%	8 Quiet enjoyment	150	15.05%			
9 Abandoned	264	2.51%	9 Unlawful entry	74	7.42%			
10 Money recovery	193	1.84%	10 Retaliatory notice	46	4.61%			

01 Oct 2011 - 31 Dec 2011

Who made applications to the Tenancy Tribunal?

Landlord Applications **9,378** Tenant Applications **832**



Where were the tenancies related to Tenancy Tribunal applications?

District of tenancy	%
1 Manukau	13.43%
2 Auckland	10.89%
3 Christchurch	8.02%
4 Waitakere	5.61%
5 Hamilton	4.76%

What were Tenancy Tribunal applications about?

Note: there are more disputes than applications, as a single application can be about a number of different disputes.

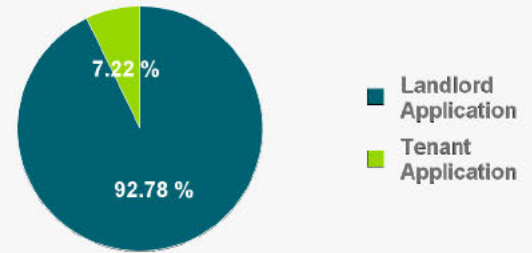
Overall: top disputes detailed in applications	Number of applications	%
1 Rent Arrears	7,898	77.36%
2 Refund Bond	6,228	61.00%
3 Termination/possession	6,137	60.11%
4 Compensation / Damages	3,126	30.62%
5 Other	2,492	24.41%
6 Rent arrears breach	1,438	14.08%
7 Outgoings	872	8.54%
8 Exemplary Damages	386	3.78%
9 Remedy of breach	308	3.02%
10 Abandoned	276	2.70%

Landlord applicant: top disputes				Tenant applicant: top disputes				
	#	%		#	%		#	%
1 Rent Arrears	7,897	84.21%	1 Refund Bond	459	55.17%			
2 Termination/possession	6,137	65.44%	2 Exemplary Damages	325	39.06%			
3 Refund Bond	5,769	61.52%	3 Compensation / Damages	307	36.90%			
4 Compensation / Damages	2,819	30.06%	4 Bond not Lodged	189	22.72%			
5 Other	2,314	24.67%	5 Other	178	21.39%			
6 Rent arrears breach	1,438	15.33%	6 Quiet enjoyment	152	18.27%			
7 Outgoings	865	9.22%	7 Reduction of Fixed Term	129	15.50%			
8 Remedy of breach	305	3.25%	8 Issue a work order	102	12.26%			
9 Abandoned	276	2.94%	9 Unlawful entry	75	9.01%			
10 Money recovery	178	1.90%	10 Retaliatory notice	37	4.45%			

03 Jan 2012 - 30 Mar 2012

Who made applications to the Tenancy Tribunal?

Landlord Applications **11.35_K** Tenant Applications **884**



Where were the tenancies related to Tenancy Tribunal applications?

District of tenancy	%
1 Manukau	14.68%
2 Auckland	11.29%
3 Christchurch	8.52%
4 Waitakere	5.80%
5 Hamilton	4.93%

What were Tenancy Tribunal applications about?

Note: there are more disputes than applications, as a single application can be about a number of different disputes.

Overall: top disputes detailed in applications	Number of applications	%
1 Rent Arrears	9,710	79.31%
2 Refund Bond	7,892	64.46%
3 Termination/possession	7,657	62.54%
4 Compensation / Damages	3,671	29.98%
5 Other	3,179	25.97%
6 Rent arrears breach	1,405	11.48%
7 Outgoings	1,005	8.21%
8 Exemplary Damages	419	3.42%
9 Remedy of breach	371	3.03%
10 Abandoned	303	2.47%

Landlord applicant: top disputes				Tenant applicant: top disputes				
	#	%		#	%		#	%
1 Rent Arrears	9,710	85.48%	1 Refund Bond	487	55.09%			
2 Termination/possession	7,656	67.40%	2 Compensation / Damages	356	40.27%			
3 Refund Bond	7,405	65.19%	3 Exemplary Damages	354	40.05%			
4 Compensation / Damages	3,315	29.18%	4 Bond not Lodged	213	24.10%			
5 Other	2,977	26.21%	5 Other	202	22.85%			
6 Rent arrears breach	1,404	12.36%	6 Quiet enjoyment	145	16.40%			
7 Outgoings	999	8.79%	7 Issue a work order	115	13.01%			
8 Remedy of breach	366	3.22%	8 Reduction of Fixed Term	95	10.75%			
9 Abandoned	303	2.67%	9 Unlawful entry	75	8.48%			
10 Money recovery	239	2.10%	10 Recovery of overpaid rent	42	4.75%			

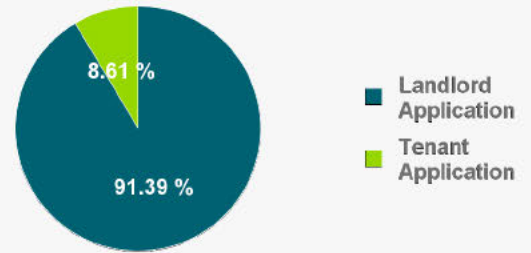
11	Retaliatory notice	42	4.75%
----	--------------------	----	-------

Released under the
Official Information Act 1982

01 Apr 2012 - 29 Jun 2012

Who made applications to the Tenancy Tribunal?

Landlord Applications **9,917** Tenant Applications **934**



Where were the tenancies related to Tenancy Tribunal applications?

District of tenancy	%
1 Manukau	13.53%
2 Auckland	10.66%
3 Christchurch	9.63%
4 Hamilton	5.03%
5 Waitakere	4.89%

What were Tenancy Tribunal applications about?

Note: there are more disputes than applications, as a single application can be about a number of different disputes.

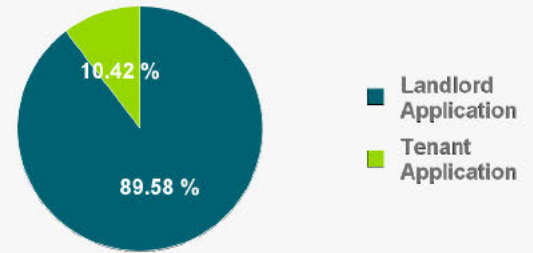
Overall: top disputes detailed in applications	Number of applications	%
1 Rent Arrears	8,466	78.02%
2 Refund Bond	6,775	62.44%
3 Termination/possession	6,452	59.46%
4 Other	4,466	41.16%
5 Compensation / Damages	3,381	31.16%
6 Rent arrears breach	1,370	12.63%
7 Outgoings	1,007	9.28%
8 Exemplary Damages	473	4.36%
9 Remedy of breach	303	2.79%
10 Bond not Lodged	233	2.15%

Landlord applicant: top disputes				Tenant applicant: top disputes				
	#	%		#	%		#	%
1 Rent Arrears	8,466	85.37%	1 Refund Bond	492	52.68%			
2 Termination/possession	6,450	65.04%	2 Exemplary Damages	407	43.58%			
3 Refund Bond	6,283	63.36%	3 Compensation / Damages	383	41.01%			
4 Other	4,264	43.00%	4 Bond not Lodged	233	24.95%			
5 Compensation / Damages	2,998	30.23%	5 Other	202	21.63%			
6 Rent arrears breach	1,369	13.80%	6 Quiet enjoyment	165	17.67%			
7 Outgoings	1,003	10.11%	7 Issue a work order	147	15.74%			
8 Remedy of breach	300	3.03%	8 Reduction of Fixed Term	129	13.81%			
9 Money recovery	221	2.23%	9 Unlawful entry	76	8.14%			
10 Abandoned	213	2.15%	10 Retaliatory notice	41	4.39%			

01 Jul 2012 - 28 Sep 2012

Who made applications to the Tenancy Tribunal?

Landlord Applications **9,046** Tenant Applications **1,052**



Where were the tenancies related to Tenancy Tribunal applications?

District of tenancy	%
1 Manukau	13.28%
2 Auckland	10.88%
3 Christchurch	8.65%
4 Waitakere	5.29%
5 Wellington	4.79%

What were Tenancy Tribunal applications about?

Note: there are more disputes than applications, as a single application can be about a number of different disputes.

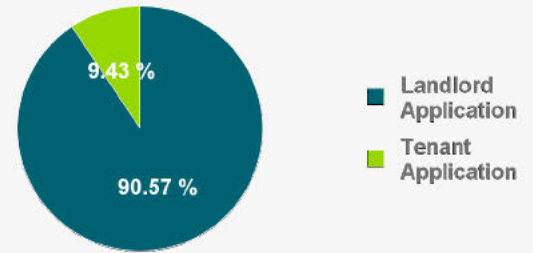
Overall: top disputes detailed in applications	Number of applications	%
1 Rent Arrears	7,690	76.15%
2 Refund Bond	6,135	60.75%
3 Termination/possession	5,891	58.34%
4 Other	4,106	40.66%
5 Compensation / Damages	3,200	31.69%
6 Rent arrears breach	1,552	15.37%
7 Outgoings	1,156	11.45%
8 Exemplary Damages	505	5.00%
9 Money recovery	291	2.88%
10 Remedy of breach	286	2.83%

Landlord applicant: top disputes				Tenant applicant: top disputes				
	#	%		#	%		#	%
1 Rent Arrears	7,689	85.00%	1 Refund Bond	531	50.48%			
2 Termination/possession	5,889	65.10%	2 Compensation / Damages	497	47.24%			
3 Refund Bond	5,604	61.95%	3 Exemplary Damages	438	41.63%			
4 Other	3,885	42.95%	4 Bond not Lodged	227	21.58%			
5 Compensation / Damages	2,703	29.88%	5 Other	221	21.01%			
6 Rent arrears breach	1,552	17.16%	6 Issue a work order	219	20.82%			
7 Outgoings	1,145	12.66%	7 Quiet enjoyment	214	20.34%			
8 Money recovery	287	3.17%	8 Reduction of Fixed Term	174	16.54%			
9 Remedy of breach	286	3.16%	9 Unlawful entry	101	9.60%			
10 Abandoned	248	2.74%	10 Retaliatory notice	64	6.08%			

01 Oct 2012 - 31 Dec 2012

Who made applications to the Tenancy Tribunal?

Landlord Applications **8,367** Tenant Applications **871**



Where were the tenancies related to Tenancy Tribunal applications?

District of tenancy	%
1 Manukau	13.66%
2 Auckland	11.00%
3 Christchurch	7.85%
4 Waitakere	5.64%
5 Hamilton	5.35%

What were Tenancy Tribunal applications about?

Note: there are more disputes than applications, as a single application can be about a number of different disputes.

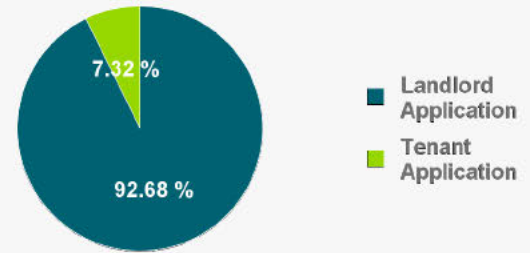
Overall: top disputes detailed in applications	Number of applications	%
1 Rent Arrears	7,339	79.44%
2 Termination/possession	5,692	61.62%
3 Refund Bond	5,333	57.73%
4 Other	4,009	43.40%
5 Compensation / Damages	2,602	28.17%
6 Rent arrears breach	1,529	16.55%
7 Outgoings	1,278	13.83%
8 Exemplary Damages	476	5.15%
9 Money recovery	270	2.92%
10 Remedy of breach	254	2.75%

Landlord applicant: top disputes				Tenant applicant: top disputes				
	#	%		#	%		#	%
1 Rent Arrears	7,337	87.69%	1 Refund Bond	450	51.66%			
2 Termination/possession	5,691	68.02%	2 Exemplary Damages	404	46.38%			
3 Refund Bond	4,883	58.36%	3 Compensation / Damages	340	39.04%			
4 Other	3,850	46.01%	4 Quiet enjoyment	230	26.41%			
5 Compensation / Damages	2,262	27.03%	5 Bond not Lodged	184	21.13%			
6 Rent arrears breach	1,529	18.27%	6 Other	159	18.25%			
7 Outgoings	1,272	15.20%	7 Reduction of Fixed Term	142	16.30%			
8 Money recovery	266	3.18%	8 Issue a work order	135	15.50%			
9 Remedy of breach	254	3.04%	9 Unlawful entry	70	8.04%			
10 Abandoned	237	2.83%	10 Retaliatory notice	59	6.77%			

02 Jan 2013 - 28 Mar 2013

Who made applications to the Tenancy Tribunal?

Landlord Applications **11.28_K** Tenant Applications **891**



Where were the tenancies related to Tenancy Tribunal applications?

District of tenancy	%
1 Manukau	16.19%
2 Auckland	10.54%
3 Christchurch	7.42%
4 Waitakere	5.81%
5 Hamilton	4.72%

What were Tenancy Tribunal applications about?

Note: there are more disputes than applications, as a single application can be about a number of different disputes.

Overall: top disputes detailed in applications	Number of applications	%
1 Rent Arrears	10,086	82.87%
2 Termination/possession	8,203	67.40%
3 Refund Bond	7,842	64.43%
4 Other	6,019	49.45%
5 Compensation / Damages	2,905	23.87%
6 Rent arrears breach	1,962	16.12%
7 Outgoings	1,509	12.40%
8 Exemplary Damages	564	4.63%
9 Remedy of breach	362	2.97%
10 Quiet enjoyment	346	2.84%

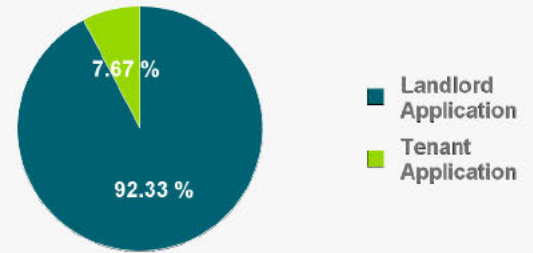
Landlord applicant: top disputes	#	%
1 Rent Arrears	10,086	89.41%
2 Termination/possession	8,203	72.72%
3 Refund Bond	7,374	65.37%
4 Other	5,799	51.41%
5 Compensation / Damages	2,641	23.41%
6 Rent arrears breach	1,962	17.39%
7 Outgoings	1,507	13.36%
8 Remedy of breach	362	3.21%
9 Money recovery	305	2.70%
10 Abandoned	292	2.59%

Tenant applicant: top disputes	#	%
1 Exemplary Damages	508	57.01%
2 Refund Bond	468	52.53%
3 Quiet enjoyment	345	38.72%
4 Compensation / Damages	264	29.63%
5 Bond not Lodged	223	25.03%
6 Other	220	24.69%
7 Issue a work order	117	13.13%
8 Reduction of Fixed Term	114	12.79%
9 Unlawful entry	107	12.01%
10 Retaliatory notice	55	6.17%

01 Apr 2013 - 28 Jun 2013

Who made applications to the Tenancy Tribunal?

Landlord Applications 10.57_K Tenant Applications 878



Where were the tenancies related to Tenancy Tribunal applications?

District of tenancy	%
1 Manukau	15.21%
2 Auckland	11.77%
3 Christchurch	7.28%
4 Waitakere	5.90%
5 Hamilton	5.06%

What were Tenancy Tribunal applications about?

Note: there are more disputes than applications, as a single application can be about a number of different disputes.

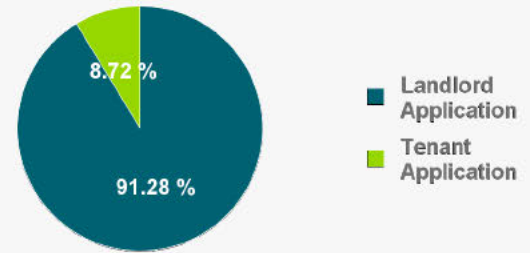
Overall: top disputes detailed in applications	Number of applications	%
1 Rent Arrears	9,229	80.61%
2 Refund Bond	7,406	64.69%
3 Termination/possession	7,177	62.69%
4 Other	5,960	52.06%
5 Compensation / Damages	3,091	27.00%
6 Rent arrears breach	1,706	14.90%
7 Outgoings	1,410	12.32%
8 Exemplary Damages	616	5.38%
9 Quiet enjoyment	390	3.41%
10 Remedy of breach	351	3.07%

Landlord applicant: top disputes				Tenant applicant: top disputes				
	#	%		#	%		#	%
1 Rent Arrears	9,229	87.30%	1 Exemplary Damages	549	62.53%			
2 Termination/possession	7,177	67.89%	2 Refund Bond	444	50.57%			
3 Refund Bond	6,962	65.86%	3 Quiet enjoyment	385	43.85%			
4 Other	5,655	53.50%	4 Other	305	34.74%			
5 Compensation / Damages	2,849	26.95%	5 Compensation / Damages	242	27.56%			
6 Rent arrears breach	1,706	16.14%	6 Bond not Lodged	225	25.63%			
7 Outgoings	1,406	13.30%	7 Issue a work order	140	15.95%			
8 Remedy of breach	351	3.32%	8 Reduction of Fixed Term	132	15.03%			
9 Money recovery	315	2.98%	9 Unlawful entry	103	11.73%			
10 Abandoned	258	2.44%	10 Recovery of overpaid rent	42	4.78%			

01 Jul 2013 - 30 Sep 2013

Who made applications to the Tenancy Tribunal?

Landlord Applications **10.37_K** Tenant Applications **991**



Where were the tenancies related to Tenancy Tribunal applications?

District of tenancy	%
1 Manukau	15.35%
2 Auckland	11.90%
3 Christchurch	7.59%
4 Waitakere	4.89%
5 Hamilton	4.66%

What were Tenancy Tribunal applications about?

Note: there are more disputes than applications, as a single application can be about a number of different disputes.

Overall: top disputes detailed in applications	Number of applications	%
1 Rent Arrears	8,894	78.27%
2 Termination/possession	7,095	62.44%
3 Refund Bond	7,049	62.03%
4 Other	5,977	52.60%
5 Compensation / Damages	3,103	27.31%
6 Rent arrears breach	1,936	17.04%
7 Outgoings	1,400	12.32%
8 Exemplary Damages	683	6.01%
9 Quiet enjoyment	499	4.39%
10 Remedy of breach	340	2.99%

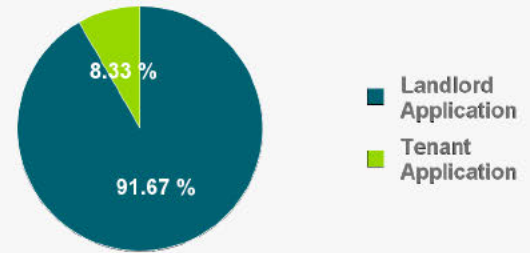
Landlord applicant: top disputes	#	%
1 Rent Arrears	8,893	85.74%
2 Termination/possession	7,094	68.40%
3 Refund Bond	6,599	63.62%
4 Other	5,569	53.69%
5 Compensation / Damages	2,805	27.04%
6 Rent arrears breach	1,936	18.67%
7 Outgoings	1,393	13.43%
8 Remedy of breach	340	3.28%
9 Money recovery	299	2.88%
10 Abandoned	284	2.74%

Tenant applicant: top disputes	#	%
1 Exemplary Damages	631	63.67%
2 Quiet enjoyment	496	50.05%
3 Refund Bond	450	45.41%
4 Other	408	41.17%
5 Compensation / Damages	298	30.07%
6 Bond not Lodged	221	22.30%
7 Issue a work order	201	20.28%
8 Reduction of Fixed Term	169	17.05%
9 Unlawful entry	119	12.01%
10 Retaliatory notice	58	5.85%

01 Oct 2013 - 31 Dec 2013

Who made applications to the Tenancy Tribunal?

Landlord Applications **9,773** Tenant Applications **888**



Where were the tenancies related to Tenancy Tribunal applications?

District of tenancy	%
1 Manukau	14.92%
2 Auckland	11.95%
3 Christchurch	7.67%
4 Waitakere	5.71%
5 Wellington	4.45%

What were Tenancy Tribunal applications about?

Note: there are more disputes than applications, as a single application can be about a number of different disputes.

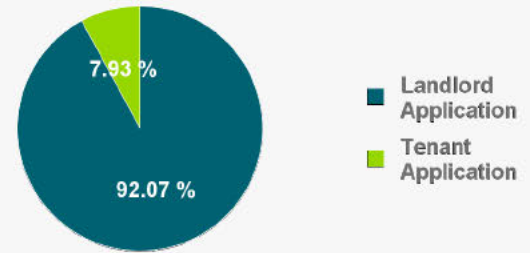
Overall: top disputes detailed in applications	Number of applications	%
1 Rent Arrears	8,359	78.41%
2 Termination/possession	6,648	62.36%
3 Refund Bond	6,642	62.30%
4 Other	5,623	52.74%
5 Compensation / Damages	2,894	27.15%
6 Rent arrears breach	1,745	16.37%
7 Outgoings	1,412	13.24%
8 Exemplary Damages	574	5.38%
9 Remedy of breach	412	3.86%
10 Quiet enjoyment	378	3.55%

Landlord applicant: top disputes				Tenant applicant: top disputes				
	#	%		#	%		#	%
1 Rent Arrears	8,358	85.52%	1 Exemplary Damages	521	58.67%			
2 Termination/possession	6,648	68.02%	2 Other	469	52.82%			
3 Refund Bond	6,198	63.42%	3 Refund Bond	444	50.00%			
4 Other	5,154	52.74%	4 Quiet enjoyment	375	42.23%			
5 Compensation / Damages	2,591	26.51%	5 Compensation / Damages	303	34.12%			
6 Rent arrears breach	1,745	17.86%	6 Bond not Lodged	199	22.41%			
7 Outgoings	1,404	14.37%	7 Issue a work order	156	17.57%			
8 Remedy of breach	410	4.20%	8 Reduction of Fixed Term	138	15.54%			
9 Money recovery	279	2.85%	9 Unlawful entry	84	9.46%			
10 Abandoned	261	2.67%	10 Retaliatory notice	54	6.08%			

02 Jan 2014 - 31 Mar 2014

Who made applications to the Tenancy Tribunal?

Landlord Applications **10.33_K** Tenant Applications **890**



Where were the tenancies related to Tenancy Tribunal applications?

District of tenancy	%
1 Manukau	15.34%
2 Auckland	11.26%
3 Christchurch	7.47%
4 Waitakere	5.73%
5 Hamilton	5.15%

What were Tenancy Tribunal applications about?

Note: there are more disputes than applications, as a single application can be about a number of different disputes.

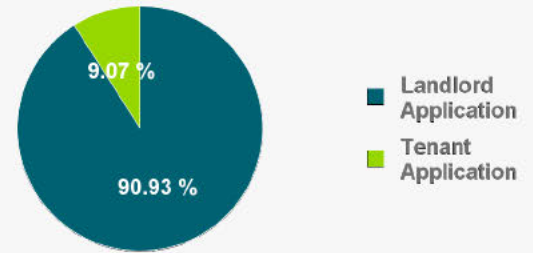
Overall: top disputes detailed in applications	Number of applications	%
1 Rent Arrears	8,892	79.24%
2 Termination/possession	7,310	65.15%
3 Refund Bond	7,040	62.74%
4 Other	4,492	40.03%
5 Compensation / Damages	2,543	22.66%
6 Rent arrears breach	1,893	16.87%
7 Outgoings	1,547	13.79%
8 Exemplary Damages	585	5.21%
9 Remedy of breach	415	3.70%
10 Quiet enjoyment	381	3.40%

Landlord applicant: top disputes				Tenant applicant: top disputes				
	#	%		#	%		#	%
1 Rent Arrears	8,892	86.07%	1 Exemplary Damages	530	59.55%			
2 Termination/possession	7,310	70.76%	2 Refund Bond	449	50.45%			
3 Refund Bond	6,591	63.80%	3 Other	424	47.64%			
4 Other	4,068	39.38%	4 Quiet enjoyment	380	42.70%			
5 Compensation / Damages	2,254	21.82%	5 Compensation / Damages	289	32.47%			
6 Rent arrears breach	1,893	18.32%	6 Bond not Lodged	204	22.92%			
7 Outgoings	1,532	14.83%	7 Issue a work order	155	17.42%			
8 Remedy of breach	411	3.98%	8 Reduction of Fixed Term	102	11.46%			
9 Notice to Quit	331	3.20%	9 Unlawful entry	88	9.89%			
10 Money recovery	323	3.13%	10 Retaliatory notice	58	6.52%			

01 Apr 2014 - 30 Jun 2014

Who made applications to the Tenancy Tribunal?

Landlord Applications **9,221** Tenant Applications **920**



Where were the tenancies related to Tenancy Tribunal applications?

District of tenancy	%
1 Manukau	15.09%
2 Auckland	11.03%
3 Christchurch	7.29%
4 Waitakere	5.56%
5 Hamilton	4.86%

What were Tenancy Tribunal applications about?

Note: there are more disputes than applications, as a single application can be about a number of different disputes.

Overall: top disputes detailed in applications	Number of applications	%
1 Rent Arrears	7,644	75.38%
2 Termination/possession	6,110	60.25%
3 Refund Bond	6,003	59.20%
4 Other	3,493	34.44%
5 Compensation / Damages	2,486	24.51%
6 Rent arrears breach	1,657	16.34%
7 Outgoings	1,418	13.98%
8 Exemplary Damages	587	5.79%
9 Quiet enjoyment	430	4.24%
10 Remedy of breach	353	3.48%

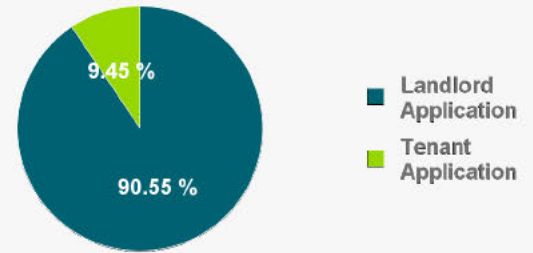
Landlord applicant: top disputes	#	%
1 Rent Arrears	7,644	82.90%
2 Termination/possession	6,110	66.26%
3 Refund Bond	5,522	59.89%
4 Other	2,998	32.51%
5 Compensation / Damages	2,154	23.36%
6 Rent arrears breach	1,657	17.97%
7 Outgoings	1,390	15.07%
8 Remedy of breach	351	3.81%
9 Money recovery	283	3.07%
10 Notice to Quit	278	3.01%

Tenant applicant: top disputes	#	%
1 Exemplary Damages	533	57.93%
2 Other	495	53.80%
3 Refund Bond	481	52.28%
4 Quiet enjoyment	421	45.76%
5 Compensation / Damages	332	36.09%
6 Bond not Lodged	179	19.46%
7 Issue a work order	151	16.41%
8 Reduction of Fixed Term	139	15.11%
9 Unlawful entry	63	6.85%
10 Retaliatory notice	57	6.20%

01 Jul 2014 - 30 Sep 2014

Who made applications to the Tenancy Tribunal?

Landlord Applications **9,142** Tenant Applications **954**



Where were the tenancies related to Tenancy Tribunal applications?

District of tenancy	%
1 Manukau	14.09%
2 Auckland	11.19%
3 Christchurch	7.08%
4 Waitakere	5.47%
5 Hamilton	5.14%

What were Tenancy Tribunal applications about?

Note: there are more disputes than applications, as a single application can be about a number of different disputes.

Overall: top disputes detailed in applications	Number of applications	%
1 Rent Arrears	7,467	73.96%
2 Termination/possession	5,935	58.79%
3 Refund Bond	5,787	57.32%
4 Other	3,551	35.17%
5 Compensation / Damages	2,566	25.42%
6 Rent arrears breach	1,780	17.63%
7 Outgoings	1,345	13.32%
8 Exemplary Damages	600	5.94%
9 Quiet enjoyment	390	3.86%
10 Remedy of breach	351	3.48%

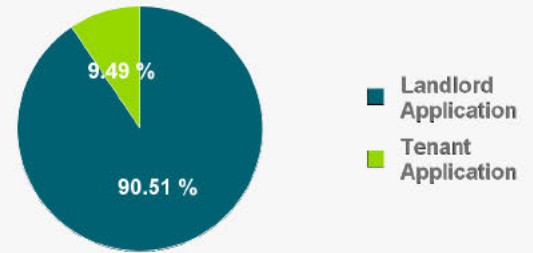
Landlord applicant: top disputes	#	%
1 Rent Arrears	7,467	81.68%
2 Termination/possession	5,935	64.92%
3 Refund Bond	5,344	58.46%
4 Other	3,063	33.50%
5 Compensation / Damages	2,228	24.37%
6 Rent arrears breach	1,780	19.47%
7 Outgoings	1,320	14.44%
8 Remedy of breach	349	3.82%
9 Money recovery	283	3.10%
10 Notice to Quit	279	3.05%

Tenant applicant: top disputes	#	%
1 Exemplary Damages	535	56.08%
2 Other	488	51.15%
3 Refund Bond	443	46.44%
4 Quiet enjoyment	387	40.57%
5 Compensation / Damages	338	35.43%
6 Bond not Lodged	204	21.38%
7 Issue a work order	171	17.92%
8 Reduction of Fixed Term	170	17.82%
9 Retaliatory notice	69	7.23%
10 Unlawful entry	50	5.24%

01 Oct 2014 - 31 Dec 2014

Who made applications to the Tenancy Tribunal?

Landlord Applications **8,166** Tenant Applications **856**



Where were the tenancies related to Tenancy Tribunal applications?

District of tenancy	%
1 Manukau	14.20%
2 Auckland	10.70%
3 Christchurch	7.04%
4 Waitakere	5.35%
5 Hamilton	4.97%

What were Tenancy Tribunal applications about?

Note: there are more disputes than applications, as a single application can be about a number of different disputes.

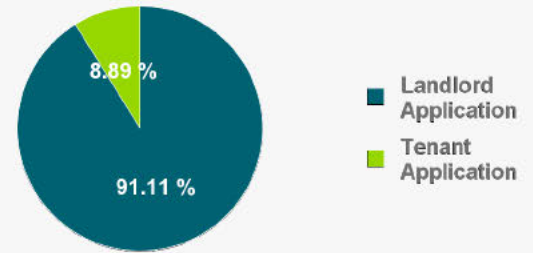
Overall: top disputes detailed in applications	Number of applications	%
1 Rent Arrears	6,475	71.77%
2 Refund Bond	5,158	57.17%
3 Termination/possession	5,110	56.64%
4 Other	4,023	44.59%
5 Compensation / Damages	2,186	24.23%
6 Rent arrears breach	1,662	18.42%
7 Outgoings	1,090	12.08%
8 Exemplary Damages	549	6.09%
9 Remedy of breach	347	3.85%
10 Quiet enjoyment	331	3.67%

Landlord applicant: top disputes				Tenant applicant: top disputes				
	#	%		#	%		#	%
1 Rent Arrears	6,474	79.28%	1 Other	504	58.88%			
2 Termination/possession	5,110	62.58%	2 Exemplary Damages	466	54.44%			
3 Refund Bond	4,742	58.07%	3 Refund Bond	416	48.60%			
4 Other	3,519	43.09%	4 Quiet enjoyment	330	38.55%			
5 Compensation / Damages	1,894	23.19%	5 Compensation / Damages	292	34.11%			
6 Rent arrears breach	1,662	20.35%	6 Bond not Lodged	169	19.74%			
7 Outgoings	1,071	13.12%	7 Reduction of Fixed Term	140	16.36%			
8 Remedy of breach	345	4.22%	8 Issue a work order	97	11.33%			
9 Notice to Quit	223	2.73%	9 Unlawful entry	84	9.81%			
10 Abandoned	191	2.34%	10 Retaliatory notice	55	6.43%			

01 Jan 2015 - 31 Mar 2015

Who made applications to the Tenancy Tribunal?

Landlord Applications **9,492** Tenant Applications **926**



Where were the tenancies related to Tenancy Tribunal applications?

District of tenancy	%
1 Manukau	15.06%
2 Auckland	10.65%
3 Christchurch	7.73%
4 Waitakere	5.73%
5 Hamilton	5.09%

What were Tenancy Tribunal applications about?

Note: there are more disputes than applications, as a single application can be about a number of different disputes.

Overall: top disputes detailed in applications	Number of applications	%
1 Rent Arrears	7,724	74.14%
2 Other	6,127	58.81%
3 Termination/possession	6,111	58.66%
4 Refund Bond	5,813	55.80%
5 Compensation / Damages	2,332	22.38%
6 Rent arrears breach	1,709	16.40%
7 Outgoings	1,249	11.99%
8 Exemplary Damages	657	6.31%
9 Quiet enjoyment	332	3.19%
10 Remedy of breach	284	2.73%

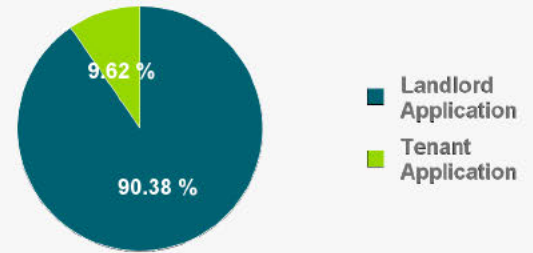
Landlord applicant: top disputes	#	%
1 Rent Arrears	7,723	81.36%
2 Termination/possession	6,111	64.38%
3 Other	5,507	58.02%
4 Refund Bond	5,319	56.04%
5 Compensation / Damages	2,048	21.58%
6 Rent arrears breach	1,709	18.00%
7 Outgoings	1,241	13.07%
8 Remedy of breach	281	2.96%
9 Abandoned	229	2.41%
10 Notice to Quit	205	2.16%

Tenant applicant: top disputes	#	%
1 Other	620	66.95%
2 Refund Bond	494	53.35%
3 Exemplary Damages	485	52.38%
4 Quiet enjoyment	331	35.75%
5 Compensation / Damages	284	30.67%
6 Bond not Lodged	163	17.60%
7 Issue a work order	130	14.04%
8 Reduction of Fixed Term	104	11.23%
9 Unlawful entry	73	7.88%
10 Retaliatory notice	58	6.26%

01 Apr 2015 - 30 Jun 2015

Who made applications to the Tenancy Tribunal?

Landlord Applications **8,415** Tenant Applications **896**



Where were the tenancies related to Tenancy Tribunal applications?

District of tenancy	%
1 Manukau	13.83%
2 Auckland	10.78%
3 Christchurch	7.50%
4 Waitakere	5.23%
5 Hamilton	5.08%

What were Tenancy Tribunal applications about?

Note: there are more disputes than applications, as a single application can be about a number of different disputes.

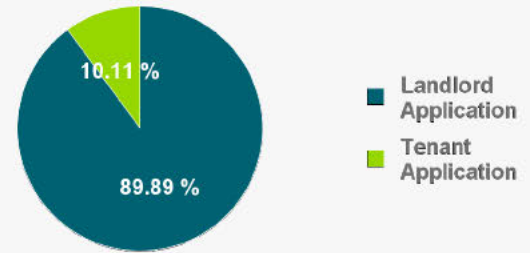
Overall: top disputes detailed in applications	Number of applications	%
1 Rent Arrears	6,938	74.51%
2 Other	5,772	61.99%
3 Termination/possession	5,573	59.85%
4 Refund Bond	5,175	55.58%
5 Compensation / Damages	2,169	23.30%
6 Rent arrears breach	1,485	15.95%
7 Outgoings	1,028	11.04%
8 Exemplary Damages	632	6.79%
9 Quiet enjoyment	323	3.47%
10 Notice to Quit	218	2.34%

Landlord applicant: top disputes				Tenant applicant: top disputes				
	#	%		#	%		#	%
1 Rent Arrears	6,937	82.44%	1 Other	698	77.90%			
2 Termination/possession	5,572	66.22%	2 Exemplary Damages	484	54.02%			
3 Other	5,074	60.30%	3 Refund Bond	464	51.79%			
4 Refund Bond	4,711	55.98%	4 Quiet enjoyment	323	36.05%			
5 Compensation / Damages	1,890	22.46%	5 Compensation / Damages	279	31.14%			
6 Rent arrears breach	1,484	17.64%	6 Bond not Lodged	161	17.97%			
7 Outgoings	1,021	12.13%	7 Issue a work order	135	15.07%			
8 Remedy of breach	195	2.32%	8 Reduction of Fixed Term	120	13.39%			
9 Notice to Quit	182	2.16%	9 Unlawful entry	56	6.25%			
10 Abandoned	175	2.08%	10 Retaliatory notice	54	6.03%			

01 Jul 2015 - 30 Sep 2015

Who made applications to the Tenancy Tribunal?

Landlord Applications **8,556** Tenant Applications **962**



Where were the tenancies related to Tenancy Tribunal applications?

District of tenancy	%
1 Manukau	14.29%
2 Auckland	10.12%
3 Christchurch	8.75%
4 Waitakere	5.52%
5 Hamilton	5.35%

What were Tenancy Tribunal applications about?

Note: there are more disputes than applications, as a single application can be about a number of different disputes.

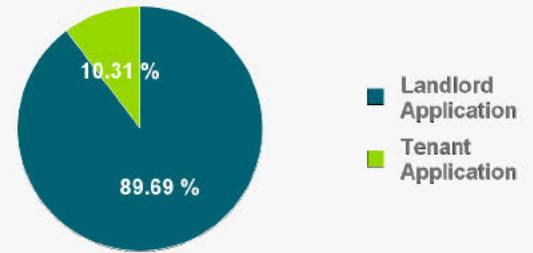
Overall: top disputes detailed in applications	Number of applications	%
1 Rent Arrears	7,242	76.09%
2 Other	6,140	64.51%
3 Termination/possession	6,073	63.81%
4 Refund Bond	5,214	54.78%
5 Compensation / Damages	2,322	24.40%
6 Rent arrears breach	1,721	18.08%
7 Outgoings	1,061	11.15%
8 Exemplary Damages	649	6.82%
9 Quiet enjoyment	356	3.74%
10 Notice to Quit	297	3.12%

Landlord applicant: top disputes				Tenant applicant: top disputes				
	#	%		#	%		#	%
1 Rent Arrears	7,242	84.64%	1 Other	755	78.48%			
2 Termination/possession	6,073	70.98%	2 Exemplary Damages	493	51.25%			
3 Other	5,385	62.94%	3 Refund Bond	428	44.49%			
4 Refund Bond	4,786	55.94%	4 Quiet enjoyment	354	36.80%			
5 Compensation / Damages	2,003	23.41%	5 Compensation / Damages	319	33.16%			
6 Rent arrears breach	1,721	20.11%	6 Reduction of Fixed Term	174	18.09%			
7 Outgoings	1,051	12.28%	7 Bond not Lodged	160	16.63%			
8 Notice to Quit	259	3.03%	8 Issue a work order	126	13.10%			
9 Remedy of breach	243	2.84%	9 Unlawful entry	58	6.03%			
10 Abandoned	203	2.37%	10 Retaliatory notice	49	5.09%			

01 Oct 2015 - 31 Dec 2015

Who made applications to the Tenancy Tribunal?

Landlord Applications **8,321** Tenant Applications **957**



Where were the tenancies related to Tenancy Tribunal applications?

District of tenancy	%
1 Auckland	18.67%
2 Manukau	9.86%
3 Christchurch	7.91%
4 Hamilton	5.17%
5 Wellington	4.03%

What were Tenancy Tribunal applications about?

Note: there are more disputes than applications, as a single application can be about a number of different disputes.

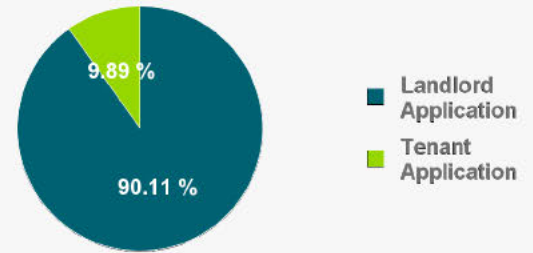
Overall: top disputes detailed in applications	Number of applications	%
1 Rent Arrears	7,038	75.86%
2 Termination/possession	6,000	64.67%
3 Refund Bond	4,983	53.71%
4 Other	4,149	44.72%
5 Compensation / Damages	2,235	24.09%
6 Rent arrears breach	1,682	18.13%
7 Outgoings	1,042	11.23%
8 Exemplary Damages	641	6.91%
9 Remedy of breach	394	4.25%
10 Quiet enjoyment	294	3.17%

Landlord applicant: top disputes				Tenant applicant: top disputes				
	#	%		#	%		#	%
1 Rent Arrears	7,038	84.58%	1 Other	481	50.26%			
2 Termination/possession	6,000	72.11%	2 Exemplary Damages	475	49.63%			
3 Refund Bond	4,508	54.18%	3 Refund Bond	475	49.63%			
4 Other	3,668	44.08%	4 Compensation / Damages	362	37.83%			
5 Compensation / Damages	1,873	22.51%	5 Quiet enjoyment	289	30.20%			
6 Rent arrears breach	1,682	20.21%	6 Reduction of Fixed Term	165	17.24%			
7 Outgoings	1,029	12.37%	7 Bond not Lodged	127	13.27%			
8 Remedy of breach	392	4.71%	8 Issue a work order	100	10.45%			
9 Notice to Quit	245	2.94%	9 Other miscellaneous orders	47	4.91%			
10 Abandoned	207	2.49%	10 Unlawful entry	47	4.91%			

01 Jan 2016 - 31 Mar 2016

Who made applications to the Tenancy Tribunal?

Landlord Applications **9,516** Tenant Applications **1,045**



Where were the tenancies related to Tenancy Tribunal applications?

District of tenancy	%
1 Auckland	33.04%
2 Christchurch	9.04%
3 Hamilton	5.17%
4 Wellington	4.23%
5 Rotorua	2.95%

What were Tenancy Tribunal applications about?

Note: there are more disputes than applications, as a single application can be about a number of different disputes.

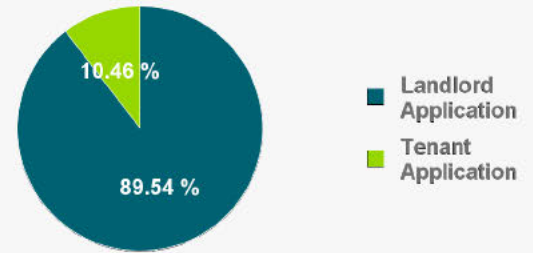
Overall: top disputes detailed in applications	Number of applications	%
1 Rent Arrears	8,170	77.36%
2 Termination/possession	7,157	67.77%
3 Refund Bond	5,450	51.60%
4 Compensation / Damages	2,321	21.98%
5 Rent arrears breach	1,656	15.68%
6 Outgoings	1,190	11.27%
7 Remedy of breach	715	6.77%
8 Exemplary Damages	666	6.31%
9 Other miscellaneous orders	422	4.00%
10 Notice to Quit	345	3.27%

Landlord applicant: top disputes				Tenant applicant: top disputes				
	#	%		#	%		#	%
1 Rent Arrears	8,170	85.86%	1 Refund Bond	573	54.83%			
2 Termination/possession	7,157	75.21%	2 Compensation / Damages	418	40.00%			
3 Refund Bond	4,877	51.25%	3 Exemplary Damages	400	38.28%			
4 Compensation / Damages	1,903	20.00%	4 Other miscellaneous orders	279	26.70%			
5 Rent arrears breach	1,656	17.40%	5 Work Order	140	13.40%			
6 Outgoings	1,179	12.39%	6 Quiet enjoyment	139	13.30%			
7 Remedy of breach	709	7.45%	7 Reduction of Fixed Term	131	12.54%			
8 Notice to Quit	315	3.31%	8 Bond not Lodged	106	10.14%			
9 Exemplary Damages	266	2.80%	9 Retaliatory notice	68	6.51%			
10 Abandoned	208	2.19%	10 Unlawful entry	45	4.31%			

01 Apr 2016 - 30 Jun 2016

Who made applications to the Tenancy Tribunal?

Landlord Applications **8,902** Tenant Applications **1,040**



Where were the tenancies related to Tenancy Tribunal applications?

District of tenancy	%
1 Auckland	34.46%
2 Christchurch	8.79%
3 Hamilton	5.39%
4 Wellington	3.98%
5 Rotorua	3.07%

What were Tenancy Tribunal applications about?

Note: there are more disputes than applications, as a single application can be about a number of different disputes.

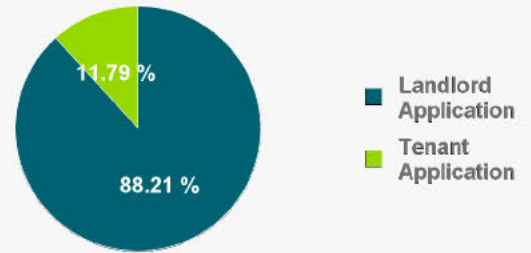
Overall: top disputes detailed in applications	Number of applications	%
1 Rent Arrears	7,502	75.46%
2 Termination/possession	6,552	65.90%
3 Refund Bond	5,028	50.57%
4 Compensation / Damages	2,423	24.37%
5 Rent arrears breach	1,547	15.56%
6 Outgoings	1,215	12.22%
7 Remedy of breach	748	7.52%
8 Exemplary Damages	642	6.46%
9 Other miscellaneous orders	434	4.37%
10 Notice to Quit	309	3.11%

Landlord applicant: top disputes				Tenant applicant: top disputes				
	#	%		#	%		#	%
1 Rent Arrears	7,502	84.27%	1 Refund Bond	519	49.90%			
2 Termination/possession	6,552	73.60%	2 Compensation / Damages	447	42.98%			
3 Refund Bond	4,509	50.65%	3 Exemplary Damages	379	36.44%			
4 Compensation / Damages	1,976	22.20%	4 Other miscellaneous orders	251	24.13%			
5 Rent arrears breach	1,547	17.38%	5 Reduction of Fixed Term	188	18.08%			
6 Outgoings	1,192	13.39%	6 Quiet enjoyment	164	15.77%			
7 Remedy of breach	741	8.32%	7 Work Order	158	15.19%			
8 Notice to Quit	270	3.03%	8 Bond not Lodged	113	10.87%			
9 Exemplary Damages	263	2.95%	9 Retaliatory notice	61	5.87%			
10 Abandoned	202	2.27%	10 Failure to maintain	54	5.19%			

01 Jul 2016 - 30 Sep 2016

Who made applications to the Tenancy Tribunal?

Landlord Applications **8,264** Tenant Applications **1,105**



Where were the tenancies related to Tenancy Tribunal applications?

District of tenancy	%
1 Auckland	34.89%
2 Christchurch	8.34%
3 Hamilton	5.07%
4 Wellington	3.83%
5 Rotorua	2.81%

What were Tenancy Tribunal applications about?

Note: there are more disputes than applications, as a single application can be about a number of different disputes.

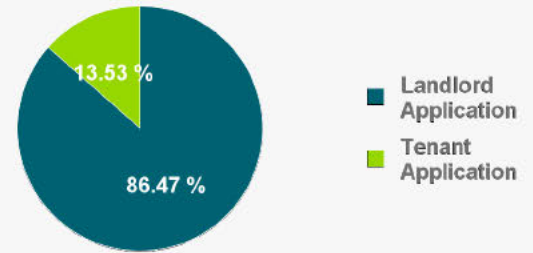
Overall: top disputes detailed in applications	Number of applications	%
1 Rent Arrears	6,974	74.44%
2 Termination/possession	6,005	64.09%
3 Refund Bond	4,588	48.97%
4 Compensation / Damages	2,090	22.31%
5 Rent arrears breach	1,426	15.22%
6 Outgoings	1,135	12.11%
7 Remedy of breach	697	7.44%
8 Exemplary Damages	629	6.71%
9 Other miscellaneous orders	375	4.00%
10 Notice to Quit	286	3.05%

Landlord applicant: top disputes				Tenant applicant: top disputes				
	#	%		#	%		#	%
1 Rent Arrears	6,972	84.37%	1 Refund Bond	494	44.71%			
2 Termination/possession	6,004	72.65%	2 Compensation / Damages	481	43.53%			
3 Refund Bond	4,094	49.54%	3 Exemplary Damages	422	38.19%			
4 Compensation / Damages	1,609	19.47%	4 Other miscellaneous orders	234	21.18%			
5 Rent arrears breach	1,426	17.26%	5 Reduction of Fixed Term	231	20.90%			
6 Outgoings	1,099	13.30%	6 Quiet enjoyment	197	17.83%			
7 Remedy of breach	684	8.28%	7 Work Order	192	17.38%			
8 Notice to Quit	242	2.93%	8 Bond not Lodged	135	12.22%			
9 Exemplary Damages	207	2.50%	9 Failure to maintain	132	11.95%			
10 Abandoned	203	2.46%	10 Retaliatory notice	83	7.51%			

01 Oct 2016 - 31 Dec 2016

Who made applications to the Tenancy Tribunal?

Landlord Applications **7,595** Tenant Applications **1,188**



Where were the tenancies related to Tenancy Tribunal applications?

District of tenancy	%
1 Auckland	37.71%
2 Christchurch	8.32%
3 Hamilton	5.10%
4 Wellington	3.32%
5 Rotorua	3.05%

What were Tenancy Tribunal applications about?

Note: there are more disputes than applications, as a single application can be about a number of different disputes.

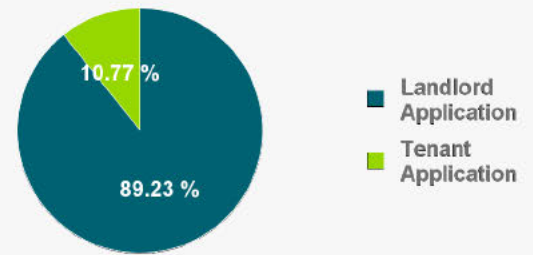
Overall: top disputes detailed in applications	Number of applications	%
1 Rent Arrears	6,486	73.85%
2 Termination/possession	5,602	63.78%
3 Refund Bond	4,111	46.81%
4 Compensation / Damages	1,860	21.18%
5 Rent arrears breach	1,463	16.66%
6 Outgoings	1,056	12.02%
7 Exemplary Damages	734	8.36%
8 Remedy of breach	652	7.42%
9 Other miscellaneous orders	603	6.87%
10 Bond not Lodged	335	3.81%

Landlord applicant: top disputes				Tenant applicant: top disputes				
	#	%		#	%		#	%
1 Rent Arrears	6,486	85.40%	1 Exemplary Damages	501	42.17%			
2 Termination/possession	5,602	73.76%	2 Other miscellaneous orders	438	36.87%			
3 Refund Bond	3,673	48.36%	3 Refund Bond	438	36.87%			
4 Rent arrears breach	1,463	19.26%	4 Compensation / Damages	434	36.53%			
5 Compensation / Damages	1,426	18.78%	5 Bond not Lodged	335	28.20%			
6 Outgoings	1,018	13.40%	6 Reduction of Fixed Term	190	15.99%			
7 Remedy of breach	644	8.48%	7 Quiet enjoyment	177	14.90%			
8 Notice to Quit	246	3.24%	8 Work Order	138	11.62%			
9 Exemplary Damages	233	3.07%	9 Failure to maintain	124	10.44%			
10 Abandoned	183	2.41%	10 Retaliatory notice	76	6.40%			

01 Jan 2017 - 31 Mar 2017

Who made applications to the Tenancy Tribunal?

Landlord Applications **9,434** Tenant Applications **1,139**



Where were the tenancies related to Tenancy Tribunal applications?

District of tenancy	%
1 Auckland	36.93%
2 Christchurch	8.25%
3 Hamilton	5.12%
4 Wellington	4.37%
5 Rotorua	2.45%

What were Tenancy Tribunal applications about?

Note: there are more disputes than applications, as a single application can be about a number of different disputes.

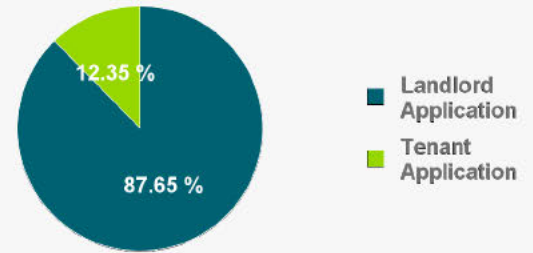
Overall: top disputes detailed in applications	Number of applications	%
1 Rent Arrears	8,137	76.96%
2 Termination/possession	7,146	67.59%
3 Refund Bond	5,307	50.19%
4 Compensation / Damages	2,147	20.31%
5 Rent arrears breach	1,440	13.62%
6 Outgoings	1,248	11.80%
7 Remedy of breach	839	7.94%
8 Exemplary Damages	746	7.06%
9 Other miscellaneous orders	434	4.10%
10 Notice to Quit	363	3.43%

Landlord applicant: top disputes				Tenant applicant: top disputes				
	#	%		#	%		#	%
1 Rent Arrears	8,136	86.24%	1 Refund Bond	583	51.19%			
2 Termination/possession	7,145	75.74%	2 Compensation / Damages	473	41.53%			
3 Refund Bond	4,724	50.07%	3 Exemplary Damages	471	41.35%			
4 Compensation / Damages	1,674	17.74%	4 Other miscellaneous orders	278	24.41%			
5 Rent arrears breach	1,440	15.26%	5 Quiet enjoyment	208	18.26%			
6 Outgoings	1,207	12.79%	6 Work Order	186	16.33%			
7 Remedy of breach	826	8.76%	7 Failure to maintain	148	12.99%			
8 Notice to Quit	294	3.12%	8 Bond not Lodged	144	12.64%			
9 Exemplary Damages	275	2.91%	9 Reduction of Fixed Term	131	11.50%			
10 Abandoned	198	2.10%	10 Retaliatory notice	111	9.75%			

01 Apr 2017 - 30 Jun 2017

Who made applications to the Tenancy Tribunal?

Landlord Applications **8,468** Tenant Applications **1,193**



Where were the tenancies related to Tenancy Tribunal applications?

District of tenancy	%
1 Auckland	37.63%
2 Christchurch	8.24%
3 Hamilton	5.14%
4 Wellington	3.77%
5 Rotorua	2.63%

What were Tenancy Tribunal applications about?

Note: there are more disputes than applications, as a single application can be about a number of different disputes.

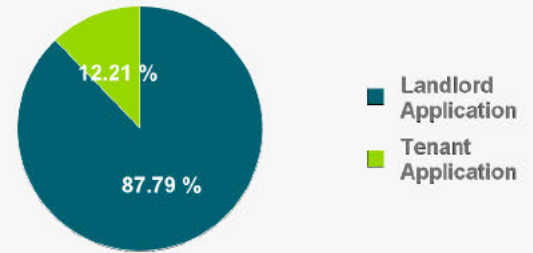
Overall: top disputes detailed in applications	Number of applications	%
1 Rent Arrears	7,147	73.98%
2 Termination/possession	5,604	58.01%
3 Refund Bond	4,170	43.16%
4 Compensation / Damages	2,158	22.34%
5 Rent arrears breach	1,172	12.13%
6 Outgoings	1,168	12.09%
7 Exemplary Damages	711	7.36%
8 Remedy of breach	686	7.10%
9 Other miscellaneous orders	498	5.15%
10 Notice to Quit	313	3.24%

Landlord applicant: top disputes				Tenant applicant: top disputes				
	#	%		#	%		#	%
1 Rent Arrears	7,146	84.39%	1 Refund Bond	551	46.19%			
2 Termination/possession	5,603	66.17%	2 Exemplary Damages	504	42.25%			
3 Refund Bond	3,619	42.74%	3 Compensation / Damages	487	40.82%			
4 Compensation / Damages	1,671	19.73%	4 Other miscellaneous orders	327	27.41%			
5 Rent arrears breach	1,172	13.84%	5 Quiet enjoyment	210	17.60%			
6 Outgoings	1,132	13.37%	6 Failure to maintain	207	17.35%			
7 Remedy of breach	678	8.01%	7 Bond not Lodged	196	16.43%			
8 Notice to Quit	243	2.87%	8 Work Order	183	15.34%			
9 Exemplary Damages	207	2.44%	9 Reduction of Fixed Term	175	14.67%			
10 Abandoned	194	2.29%	10 Retaliatory notice	84	7.04%			

01 Jul 2017 - 30 Sep 2017

Who made applications to the Tenancy Tribunal?

Landlord Applications **8,391** Tenant Applications **1,167**



Where were the tenancies related to Tenancy Tribunal applications?

District of tenancy	%
1 Auckland	37.77%
2 Christchurch	9.57%
3 Hamilton	5.13%
4 Wellington	3.54%
5 Papakura	2.21%

What were Tenancy Tribunal applications about?

Note: there are more disputes than applications, as a single application can be about a number of different disputes.

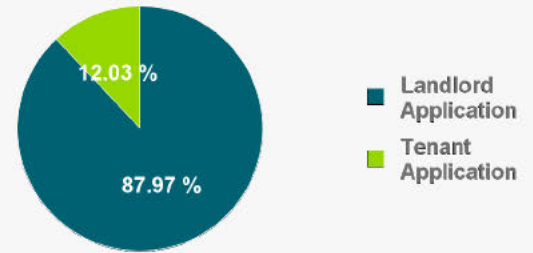
Overall: top disputes detailed in applications	Number of applications	%
1 Rent Arrears	6,982	73.05%
2 Termination/possession	5,334	55.81%
3 Refund Bond	4,008	41.93%
4 Compensation / Damages	2,385	24.95%
5 Outgoings	1,174	12.28%
6 Rent arrears breach	1,128	11.80%
7 Exemplary Damages	778	8.14%
8 Remedy of breach	674	7.05%
9 Other miscellaneous orders	423	4.43%
10 Notice to Quit	309	3.23%

Landlord applicant: top disputes				Tenant applicant: top disputes				
	#	%		#	%		#	%
1 Rent Arrears	6,982	83.21%	1 Compensation / Damages	533	45.67%			
2 Termination/possession	5,334	63.57%	2 Refund Bond	523	44.82%			
3 Refund Bond	3,485	41.53%	3 Exemplary Damages	506	43.36%			
4 Compensation / Damages	1,852	22.07%	4 Other miscellaneous orders	245	20.99%			
5 Outgoings	1,137	13.55%	5 Failure to maintain	243	20.82%			
6 Rent arrears breach	1,128	13.44%	6 Work Order	220	18.85%			
7 Remedy of breach	664	7.91%	7 Reduction of Fixed Term	212	18.17%			
8 Exemplary Damages	272	3.24%	8 Quiet enjoyment	188	16.11%			
9 Notice to Quit	249	2.97%	9 Bond not Lodged	154	13.20%			
10 Abandoned	180	2.15%	10 Retaliatory notice	84	7.20%			

01 Oct 2017 - 31 Dec 2017

Who made applications to the Tenancy Tribunal?

Landlord Applications **7,390** Tenant Applications **1,011**



Where were the tenancies related to Tenancy Tribunal applications?

District of tenancy	%
1 Auckland	39.27%
2 Christchurch	8.92%
3 Hamilton	4.73%
4 Wellington	3.33%
5 Papakura	2.14%

What were Tenancy Tribunal applications about?

Note: there are more disputes than applications, as a single application can be about a number of different disputes.

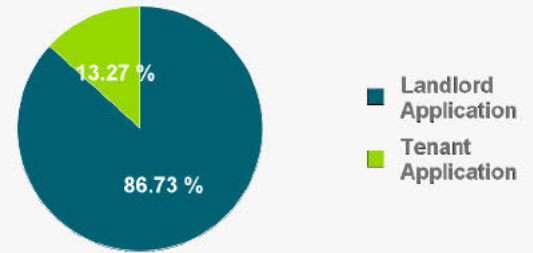
Overall: top disputes detailed in applications	Number of applications	%
1 Rent Arrears	6,050	72.02%
2 Termination/possession	4,685	55.77%
3 Refund Bond	3,817	45.44%
4 Compensation / Damages	2,165	25.77%
5 Rent arrears breach	1,285	15.30%
6 Outgoings	1,094	13.02%
7 Remedy of breach	673	8.01%
8 Exemplary Damages	609	7.25%
9 Other miscellaneous orders	371	4.42%
10 Notice to Quit	343	4.08%

Landlord applicant: top disputes				Tenant applicant: top disputes				
	#	%		#	%		#	%
1 Rent Arrears	6,048	81.84%	1 Refund Bond	472	46.69%			
2 Termination/possession	4,685	63.40%	2 Compensation / Damages	469	46.39%			
3 Refund Bond	3,345	45.26%	3 Exemplary Damages	395	39.07%			
4 Compensation / Damages	1,696	22.95%	4 Other miscellaneous orders	202	19.98%			
5 Rent arrears breach	1,285	17.39%	5 Work Order	166	16.42%			
6 Outgoings	1,063	14.38%	6 Failure to maintain	153	15.13%			
7 Remedy of breach	663	8.97%	7 Reduction of Fixed Term	150	14.84%			
8 Notice to Quit	271	3.67%	8 Quiet enjoyment	143	14.14%			
9 Exemplary Damages	214	2.90%	9 Bond not Lodged	129	12.76%			
10 Abandoned	177	2.40%	10 Retaliatory notice	78	7.72%			

01 Jan 2018 - 31 Mar 2018

Who made applications to the Tenancy Tribunal?

Landlord Applications **8,186** Tenant Applications **1,253**



Where were the tenancies related to Tenancy Tribunal applications?

District of tenancy	%
1 Auckland	38.63%
2 Christchurch	8.80%
3 Hamilton	5.70%
4 Wellington	3.56%
5 Dunedin	2.28%

What were Tenancy Tribunal applications about?

Note: there are more disputes than applications, as a single application can be about a number of different disputes.

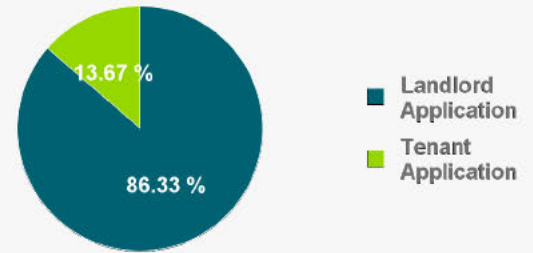
Overall: top disputes detailed in applications	Number of applications	%
1 Rent Arrears	6,709	71.08%
2 Termination/possession	5,197	55.06%
3 Refund Bond	4,454	47.19%
4 Compensation / Damages	2,380	25.21%
5 Rent arrears breach	1,416	15.00%
6 Outgoings	1,244	13.18%
7 Exemplary Damages	845	8.95%
8 Remedy of breach	693	7.34%
9 Other miscellaneous orders	496	5.25%
10 Notice to Quit	425	4.50%

Landlord applicant: top disputes				Tenant applicant: top disputes				
	#	%		#	%		#	%
1 Rent Arrears	6,707	81.93%	1 Refund Bond	590	47.09%			
2 Termination/possession	5,196	63.47%	2 Exemplary Damages	569	45.41%			
3 Refund Bond	3,864	47.20%	3 Compensation / Damages	533	42.54%			
4 Compensation / Damages	1,847	22.56%	4 Other miscellaneous orders	277	22.11%			
5 Rent arrears breach	1,415	17.29%	5 Failure to maintain	182	14.53%			
6 Outgoings	1,217	14.87%	6 Quiet enjoyment	178	14.21%			
7 Remedy of breach	680	8.31%	7 Work Order	165	13.17%			
8 Notice to Quit	357	4.36%	8 Bond not Lodged	147	11.73%			
9 Exemplary Damages	276	3.37%	9 Reduction of Fixed Term	135	10.77%			
10 Other miscellaneous orders	219	2.68%	10 Retaliatory notice	89	7.10%			

01 Apr 2018 - 29 Jun 2018

Who made applications to the Tenancy Tribunal?

Landlord Applications **7,064** Tenant Applications **1,119**



Where were the tenancies related to Tenancy Tribunal applications?

District of tenancy	%
1 Auckland	38.56%
2 Christchurch	9.17%
3 Hamilton	5.40%
4 Wellington	3.14%
5 Rotorua	2.43%

What were Tenancy Tribunal applications about?

Note: there are more disputes than applications, as a single application can be about a number of different disputes.

Overall: top disputes detailed in applications	Number of applications	%
1 Rent Arrears	5,593	68.35%
2 Termination/possession	4,169	50.95%
3 Refund Bond	3,926	47.98%
4 Compensation / Damages	2,394	29.26%
5 Rent arrears breach	1,320	16.13%
6 Outgoings	1,158	14.15%
7 Exemplary Damages	714	8.73%
8 Other miscellaneous orders	664	8.11%
9 Remedy of breach	630	7.70%
10 Notice to Quit	311	3.80%

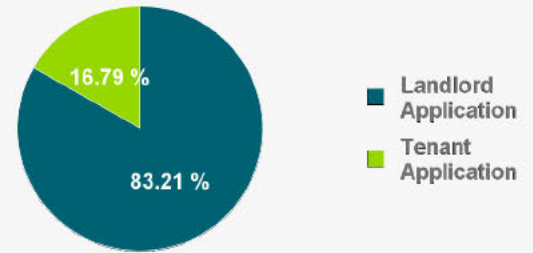
Landlord applicant: top disputes	#	%
1 Rent Arrears	5,592	79.16%
2 Termination/possession	4,169	59.02%
3 Refund Bond	3,393	48.03%
4 Compensation / Damages	1,865	26.40%
5 Rent arrears breach	1,320	18.69%
6 Outgoings	1,130	16.00%
7 Remedy of breach	621	8.79%
8 Other miscellaneous orders	275	3.89%
9 Exemplary Damages	265	3.75%
10 Notice to Quit	241	3.41%

Tenant applicant: top disputes	#	%
1 Refund Bond	533	47.63%
2 Compensation / Damages	529	47.27%
3 Exemplary Damages	449	40.13%
4 Other miscellaneous orders	389	34.76%
5 Failure to maintain	188	16.80%
6 Reduction of Fixed Term	178	15.91%
7 Work Order	174	15.55%
8 Quiet enjoyment	160	14.30%
9 Bond not Lodged	147	13.14%
10 Retaliatory notice	87	7.77%

01 Jul 2018 - 30 Sep 2018

Who made applications to the Tenancy Tribunal?

Landlord Applications **6,230** Tenant Applications **1,257**



Where were the tenancies related to Tenancy Tribunal applications?

District of tenancy	%
1 Auckland	39.84%
2 Christchurch	9.94%
3 Hamilton	4.78%
4 Wellington	3.06%
5 Dunedin	2.43%

What were Tenancy Tribunal applications about?

Note: there are more disputes than applications, as a single application can be about a number of different disputes.

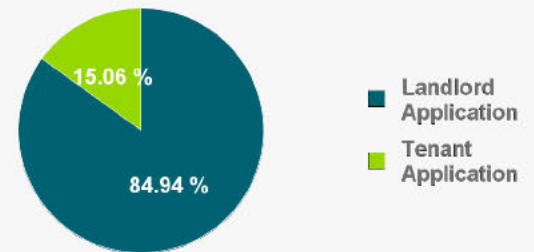
Overall: top disputes detailed in applications	Number of applications	%
1 Rent Arrears	4,925	65.78%
2 Termination/possession	3,617	48.31%
3 Refund Bond	3,531	47.16%
4 Compensation / Damages	2,160	28.85%
5 Rent arrears breach	1,227	16.39%
6 Outgoings	1,073	14.33%
7 Exemplary Damages	863	11.53%
8 Other miscellaneous orders	781	10.43%
9 Remedy of breach	555	7.41%
10 Notice to Quit	309	4.13%

Landlord applicant: top disputes				Tenant applicant: top disputes				
	#	%		#	%		#	%
1 Rent Arrears	4,925	79.05%	1 Exemplary Damages	629	50.04%			
2 Termination/possession	3,617	58.06%	2 Other miscellaneous orders	528	42.00%			
3 Refund Bond	3,018	48.44%	3 Refund Bond	513	40.81%			
4 Compensation / Damages	1,668	26.77%	4 Compensation / Damages	492	39.14%			
5 Rent arrears breach	1,227	19.70%	5 Bond not Lodged	248	19.73%			
6 Outgoings	1,044	16.76%	6 Reduction of Fixed Term	195	15.51%			
7 Remedy of breach	545	8.75%	7 Failure to maintain	191	15.19%			
8 Other miscellaneous orders	253	4.06%	8 Work Order	175	13.92%			
9 Exemplary Damages	234	3.76%	9 Quiet enjoyment	162	12.89%			
10 Notice to Quit	229	3.68%	10 Retaliatory notice	109	8.67%			

01 Oct 2018 - 31 Dec 2018

Who made applications to the Tenancy Tribunal?

Landlord Applications **6,042** Tenant Applications **1,071**



Where were the tenancies related to Tenancy Tribunal applications?

District of tenancy	%
1 Auckland	40.03%
2 Christchurch	9.66%
3 Hamilton	4.78%
4 Wellington	2.90%
5 Papakura	2.43%

What were Tenancy Tribunal applications about?

Note: there are more disputes than applications, as a single application can be about a number of different disputes.

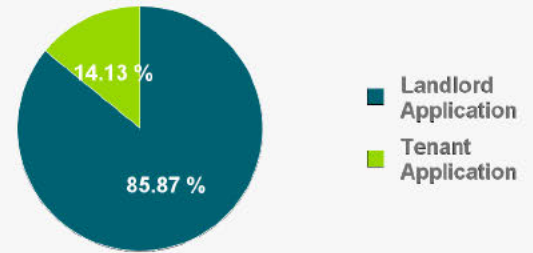
Overall: top disputes detailed in applications	Number of applications	%
1 Rent Arrears	4,870	68.47%
2 Termination/possession	3,729	52.43%
3 Refund Bond	3,361	47.25%
4 Compensation / Damages	1,862	26.18%
5 Rent arrears breach	1,192	16.76%
6 Outgoings	931	13.09%
7 Exemplary Damages	660	9.28%
8 Other miscellaneous orders	588	8.27%
9 Remedy of breach	558	7.84%
10 Notice to Quit	274	3.85%

Landlord applicant: top disputes				Tenant applicant: top disputes				
	#	%		#	%		#	%
1 Rent Arrears	4,868	80.57%	1 Refund Bond	468	43.70%			
2 Termination/possession	3,727	61.68%	2 Exemplary Damages	465	43.42%			
3 Refund Bond	2,893	47.88%	3 Compensation / Damages	424	39.59%			
4 Compensation / Damages	1,438	23.80%	4 Other miscellaneous orders	350	32.68%			
5 Rent arrears breach	1,192	19.73%	5 Bond not Lodged	217	20.26%			
6 Outgoings	911	15.08%	6 Failure to maintain	200	18.67%			
7 Remedy of breach	555	9.19%	7 Reduction of Fixed Term	145	13.54%			
8 Other miscellaneous orders	238	3.94%	8 Quiet enjoyment	142	13.26%			
9 Notice to Quit	206	3.41%	9 Work Order	141	13.17%			
10 Exemplary Damages	195	3.23%	10 Retaliatory notice	86	8.03%			

01 Jan 2019 - 31 Mar 2019

Who made applications to the Tenancy Tribunal?

Landlord Applications **7,232** Tenant Applications **1,190**



Where were the tenancies related to Tenancy Tribunal applications?

District of tenancy	%
1 Auckland	41.71%
2 Christchurch	8.66%
3 Hamilton	5.17%
4 Wellington	3.09%
5 Papakura	2.24%

What were Tenancy Tribunal applications about?

Note: there are more disputes than applications, as a single application can be about a number of different disputes.

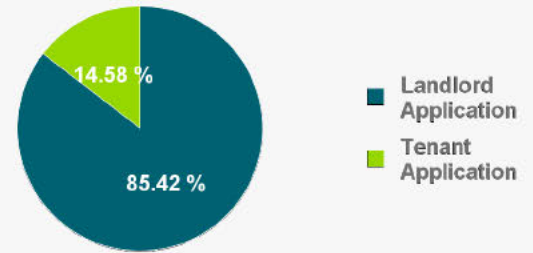
Overall: top disputes detailed in applications	Number of applications	%
1 Rent Arrears	5,915	70.23%
2 Termination/possession	4,635	55.03%
3 Refund Bond	4,055	48.15%
4 Compensation / Damages	2,024	24.03%
5 Rent arrears breach	1,427	16.94%
6 Outgoings	1,102	13.08%
7 Exemplary Damages	822	9.76%
8 Other miscellaneous orders	764	9.07%
9 Remedy of breach	722	8.57%
10 Notice to Quit	371	4.41%

Landlord applicant: top disputes				Tenant applicant: top disputes				
	#	%		#	%		#	%
1 Rent Arrears	5,914	81.78%	1 Refund Bond	551	46.30%			
2 Termination/possession	4,634	64.08%	2 Exemplary Damages	542	45.55%			
3 Refund Bond	3,504	48.45%	3 Other miscellaneous orders	481	40.42%			
4 Compensation / Damages	1,577	21.81%	4 Compensation / Damages	447	37.56%			
5 Rent arrears breach	1,427	19.73%	5 Bond not Lodged	237	19.92%			
6 Outgoings	1,074	14.85%	6 Failure to maintain	179	15.04%			
7 Remedy of breach	713	9.86%	7 Quiet enjoyment	166	13.95%			
8 Notice to Quit	296	4.09%	8 Work Order	129	10.84%			
9 Other miscellaneous orders	283	3.91%	9 Reduction of Fixed Term	121	10.17%			
10 Exemplary Damages	280	3.87%	10 Retaliatory notice	90	7.56%			

01 Apr 2019 - 30 Jun 2019

Who made applications to the Tenancy Tribunal?

Landlord Applications **6,243** Tenant Applications **1,066**



Where were the tenancies related to Tenancy Tribunal applications?

District of tenancy	%
1 Auckland	41.25%
2 Christchurch	8.77%
3 Hamilton	4.73%
4 Wellington	2.68%
5 Papakura	2.38%

What were Tenancy Tribunal applications about?

Note: there are more disputes than applications, as a single application can be about a number of different disputes.

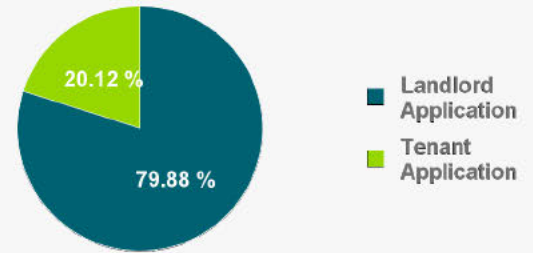
Overall: top disputes detailed in applications	Number of applications	%
1 Rent Arrears	4,923	67.36%
2 Termination/possession	3,701	50.64%
3 Refund Bond	3,582	49.01%
4 Compensation / Damages	2,088	28.57%
5 Rent arrears breach	1,141	15.61%
6 Outgoings	1,062	14.53%
7 Exemplary Damages	695	9.51%
8 Remedy of breach	669	9.15%
9 Other miscellaneous orders	624	8.54%
10 Notice to Quit	309	4.23%

Landlord applicant: top disputes			Tenant applicant: top disputes		
	#	%		#	%
1 Rent Arrears	4,922	78.84%	1 Refund Bond	504	47.28%
2 Termination/possession	3,701	59.28%	2 Compensation / Damages	467	43.81%
3 Refund Bond	3,078	49.30%	3 Exemplary Damages	441	41.37%
4 Compensation / Damages	1,621	25.97%	4 Other miscellaneous orders	368	34.52%
5 Rent arrears breach	1,141	18.28%	5 Quiet enjoyment	195	18.29%
6 Outgoings	1,034	16.56%	6 Failure to maintain	185	17.35%
7 Remedy of breach	651	10.43%	7 Bond not Lodged	182	17.07%
8 Other miscellaneous orders	256	4.10%	8 Reduction of Fixed Term	159	14.92%
9 Exemplary Damages	254	4.07%	9 Work Order	141	13.23%
10 Notice to Quit	246	3.94%	10 Unlawful entry	94	8.82%

01 Jul 2019 - 30 Sep 2019

Who made applications to the Tenancy Tribunal?

Landlord Applications **5,508** Tenant Applications **1,387**



Where were the tenancies related to Tenancy Tribunal applications?

District of tenancy	%
1 Auckland	39.43%
2 Christchurch	10.49%
3 Hamilton	4.84%
4 Wellington	3.38%
5 Papakura	2.12%

What were Tenancy Tribunal applications about?

Note: there are more disputes than applications, as a single application can be about a number of different disputes.

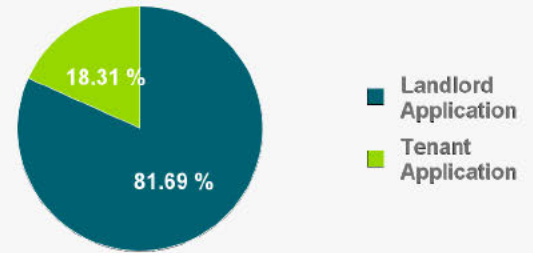
Overall: top disputes detailed in applications	Number of applications	%
1 Rent Arrears	4,188	60.74%
2 Refund Bond	3,369	48.86%
3 Termination/possession	2,959	42.92%
4 Compensation / Damages	2,162	31.36%
5 Rent arrears breach	969	14.05%
6 Outgoings	960	13.92%
7 Exemplary Damages	930	13.49%
8 Other miscellaneous orders	748	10.85%
9 Remedy of breach	683	9.91%
10 Insulation	381	5.53%

Landlord applicant: top disputes				Tenant applicant: top disputes				
	#	%		#	%		#	%
1 Rent Arrears	4,188	76.03%	1 Exemplary Damages	670	48.31%			
2 Termination/possession	2,954	53.63%	2 Compensation / Damages	619	44.63%			
3 Refund Bond	2,829	51.36%	3 Refund Bond	540	38.93%			
4 Compensation / Damages	1,543	28.01%	4 Other miscellaneous orders	479	34.53%			
5 Rent arrears breach	969	17.59%	5 Insulation	378	27.25%			
6 Outgoings	921	16.72%	6 Work Order	280	20.19%			
7 Remedy of breach	675	12.25%	7 Bond not Lodged	252	18.17%			
8 Other miscellaneous orders	269	4.88%	8 Failure to maintain	241	17.38%			
9 Exemplary Damages	260	4.72%	9 Reduction of Fixed Term	201	14.49%			
10 Notice to Quit	238	4.32%	10 Quiet enjoyment	175	12.62%			

01 Oct 2019 - 31 Dec 2019

Who made applications to the Tenancy Tribunal?

Landlord Applications **5,611** Tenant Applications **1,258**



Where were the tenancies related to Tenancy Tribunal applications?

District of tenancy	%
1 Auckland	38.67%
2 Christchurch	10.47%
3 Hamilton	5.49%
4 Wellington	2.94%
5 Papakura	2.30%

What were Tenancy Tribunal applications about?

Note: there are more disputes than applications, as a single application can be about a number of different disputes.

Overall: top disputes detailed in applications	Number of applications	%
1 Rent Arrears	4,408	64.17%
2 Refund Bond	3,493	50.85%
3 Termination/possession	3,010	43.82%
4 Compensation / Damages	2,047	29.80%
5 Rent arrears breach	1,037	15.10%
6 Outgoings	1,003	14.60%
7 Exemplary Damages	891	12.97%
8 Other miscellaneous orders	765	11.14%
9 Remedy of breach	593	8.63%
10 Insulation	306	4.45%

Landlord applicant: top disputes				Tenant applicant: top disputes				
	#	%		#	%		#	%
1 Rent Arrears	4,408	78.56%	1 Exemplary Damages	627	49.84%			
2 Refund Bond	3,036	54.11%	2 Other miscellaneous orders	501	39.83%			
3 Termination/possession	3,004	53.54%	3 Compensation / Damages	479	38.08%			
4 Compensation / Damages	1,568	27.95%	4 Refund Bond	457	36.33%			
5 Rent arrears breach	1,037	18.48%	5 Insulation	305	24.24%			
6 Outgoings	972	17.32%	6 Bond not Lodged	275	21.86%			
7 Remedy of breach	589	10.50%	7 Reduction of Fixed Term	189	15.02%			
8 Exemplary Damages	264	4.71%	8 Failure to maintain	183	14.55%			
9 Other miscellaneous orders	264	4.71%	9 Work Order	160	12.72%			
10 Notice to Quit	238	4.24%	10 Quiet enjoyment	142	11.29%			