



AERMR Reporting for ILT

26 October 2023



Introduction

Risk & Verification officially commenced AERMR activity in February 2023 following the successful rollout of all three gateways of the Accredited Employer Work Visa Category.

This reporting focuses on the following two areas:



Progress towards AERMR targets



Outcomes of AERMR activity to date



Targets

The following four targets* have been identified:

- **Target 1** - 16% AERMR activity of all Accredited Employers who have supported a migrant in the first year.
- **Target 2** - 100% desk-based AERMR activity on all Franchise and Triangular Employer Accreditation types.
- **Target 3** - 50% site visit AERMR activity on all Franchise and Triangular Employer Accreditation types.
- **Target 4** - The remainder of AERMR activities (to achieve 16%) conducted across High Volume and Standard accreditation types.

*[*2122-4483 Aide memoire – Implementation of employer accreditation gateway.pdf](#)
[SIGNED 2122-4563 Further information – risk-based prioritisation process...pdf](#)*



Data Caveats

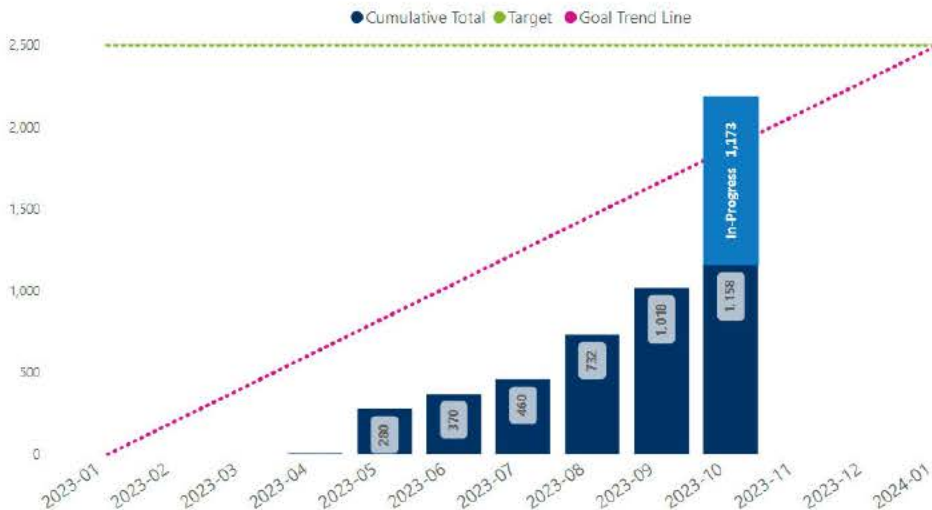
- Accredited Employers who have supported a migrant in the first year includes unique employers who have been approved Employer Accreditation between the dates 23/05/2022-22/05/2023 and where an AEWV for the same unique employer was approved between the dates 23/05/2022-03/07/2023.
- Target date is defined as 31/01/2024 based on the activity taking place within 12 months (original AERMR start date was the end of July 2022 which was deferred for six months, with mention that an AERMR trial started in December 2022 and a full start in February 2023)
- Total AERMR activity completed is defined as desk-based activity only except for Target 3. Site visit AERMR activity is a sub-set of desk-based activity.
- In-progress figures are a combination of 'In progress' 'On hold' and 'Response Received'.
- Test data has been excluded from the reported figures.
- Decimals have been removed for ease of illustration.
- Data is subject to the quality and completeness of the SAS EG Warehouse on 12th October 2023.



Progress towards Targets

Target 1

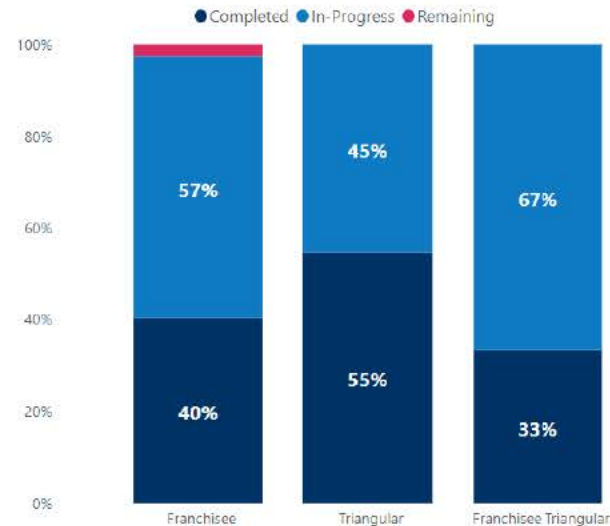
16% AERMR on Accredited Employers (monthly cumulative total)



Target 1: While completed AERMR activities (by month completed) are tracking **below** the goal line, a large number of activities are currently in-progress. 1,319 AERMR activities require completion by the end of January 2024 to reach this target.

Target 2

100% AERMR on Franchisee & Triangular EA types



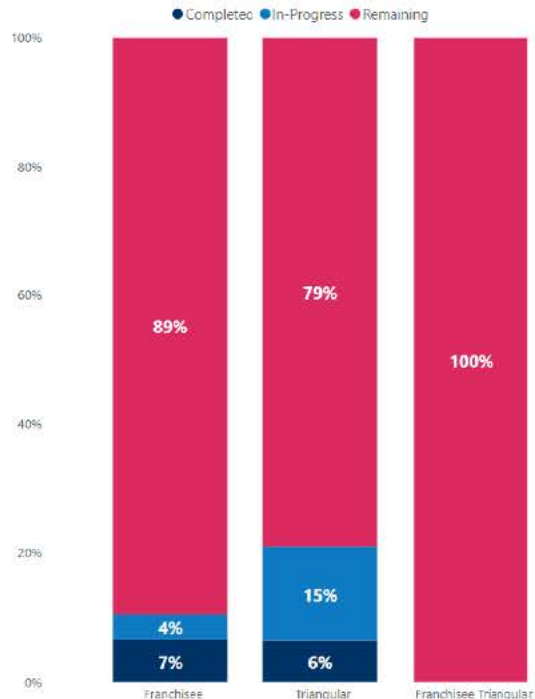
Target 2: This target appears **on track** assuming In-Progress activities are in the later stages of completion. There are 16 AERMR activities on Franchisee employers that needs to be allocated and completed to reach this target.



Progress towards Targets

Target 3

50% AERMR site-visits on Franchisee & Triangular EAs



Target 3: 22 site-visits have been completed to date. To reach this target, 345 site-based AERMR activities are required across all three accreditation types. The current rate of activity is tracking **below** target.

Target 4

Remainder of AERMR activities across other EAs



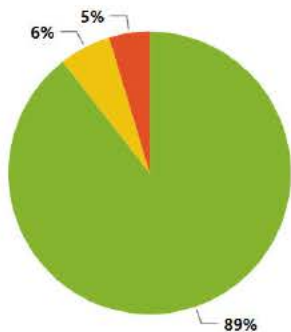
Target 4: To date, Triangular and Franchise Accreditation types make up 29% of all target AERMR activities. The remaining 71% of AERMR activities cover the other two accreditation types. Assuming the In-Progress activities are in the later stages of completion this target appears **on track**.



Outcomes

Outcomes based on Completed AERMR activities

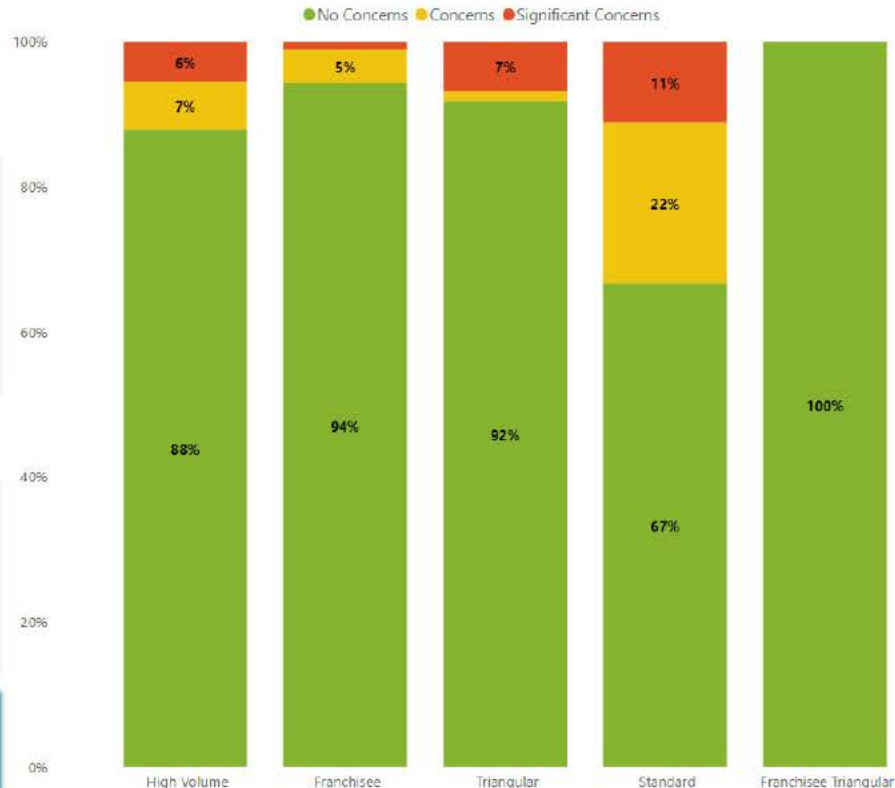
● No Concerns ● Concerns ● Significant Concerns



Based on all AERMR activities completed to date, no concerns were identified for **89%** of Accredited Employers who were sampled for AERMR checks.

The accreditation type to surface the highest percentage of concerns (including significant concerns) is ***Standard accreditation** followed by **High Volume Accreditation**. The accreditation type associated with the lowest percentage of concerns is ***High Volume Franchise & Triangular**.

***Note:** the number of completed AERMR activities on Standard (9) and High-Volume Franchise & Triangular (2) employers are significantly lower than the volumes across the other accreditation types (totalling 1,147).



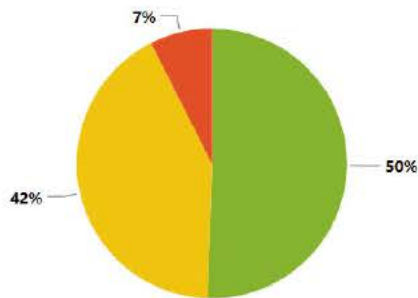


Outcomes

Outcomes based on Preliminary & Completed AERMR activities

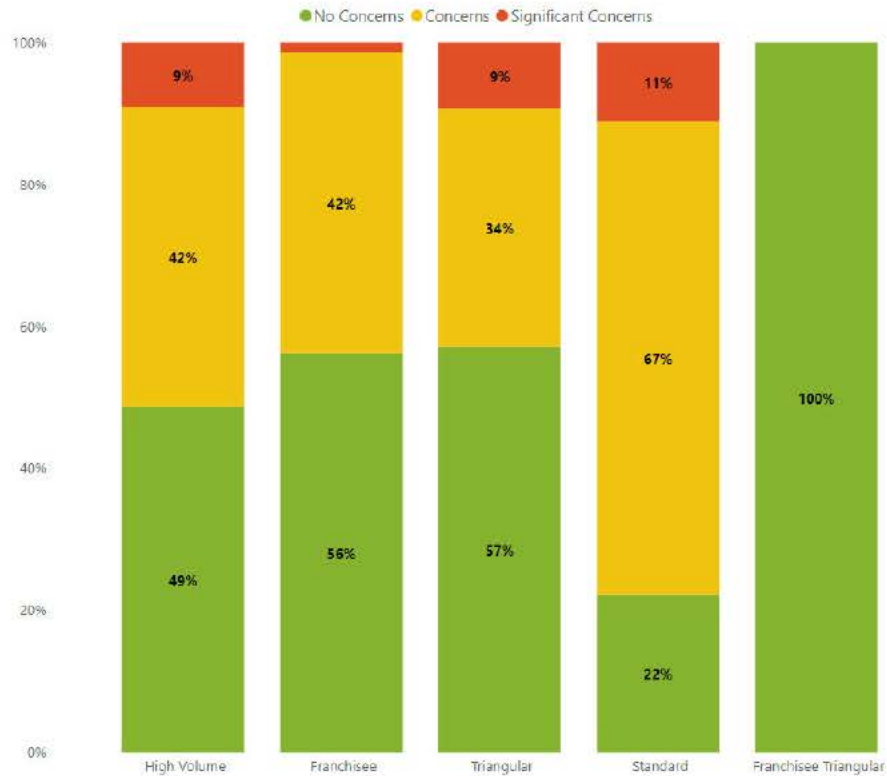
Analysis of preliminary outcomes based on in-progress AERMR checks indicate **significant variation** from outcomes observed in completed AERMR checks. When combined, **49%** of the activities that have been completed and are still in progress have identified concerns.

● No Concerns ● Concerns ● Significant Concerns



The accreditation types to surface the highest percentage of concerns and those associated with the lowest percentage of concerns remain unchanged*.

***Note:** the number of preliminary and completed AERMR outcomes on Standard (18) and High-Volume Franchise & Triangular (6) employers are significantly lower than the volumes across the other accreditation types (totalling 1,149).





Interpreting outcomes

It is worth mentioning that the current AERMR activities are generated based on System and Referral Targeted criteria only. There is currently no active System Health component in AERMR which means all AERMR activities are targeting identified and perceived risks.

System Health is the component that seeks to explore the unknown by selecting a random representative sample of the population (in this case the population is Accredited Employers who have gone onto supporting a migrant).

The risks identified in AERMR activities to date may not be an accurate reflection of the entire Employer Accreditation pool because the effect of any bias introduced via the targeted selection process is currently unknown.



Thank you



InsightsRMR@mbie.govt.nz