



Weekly Report to the Minister of Immigration and Associate Minister of Immigration


For the period from 22 February to 28 February 2023

Date:	1 March 2023	Priority:	Medium
Security classification:	In confidence	Tracking number:	2223-2392

Ministers	Action sought	Deadline
Hon Michael Wood Minister of Immigration	Discuss at the next immigration portfolio meeting	N/A
Hon Ginny Andersen Associate Minister of Immigration	For information	N/A

Contact for telephone discussion (if required)			
Name	Position	Telephone	
Stephen Vaughan	Chief Operating Officer Immigration New Zealand	04 901 1554	Privacy of natural persons
Catriona Robinson	Acting Deputy Secretary Immigration New Zealand		Privacy of natural persons
Chris Bunny	Deputy Secretary Labour, Science and Enterprise	04 901 8728	Privacy of natural persons

Privacy of natural persons



Stephen Vaughan
Chief Operating Officer
Immigration New Zealand
Ministry of Business, Innovation and Employment

1. IMMIGRATION PORTFOLIO OFFICIALS' MEETINGS

1.1. Actions from Minister of Immigration's officials' meeting 27 February 2023

OUT OF SCOPE

1.2. Actions from previous Minister of Immigration's officials' meetings

Action point	Timeframe	Responsible	Status
OUT OF SCOPE			
Officials to provide an initial briefing on AEWV accreditation review process timeframes	Immigration Policy to advise	Immigration Policy	Underway

1.2 Actions from Associate Minister of Immigration's officials' meetings

Action point	Timeframe	Responsible	Status
Officials to provide factsheets and aide memoire on AEWV	1 March 2023	INZ	Complete

OUT OF SCOPE

2. POLICY UPDATES

No updates.

3. OPERATIONAL UPDATES

3.1 INZ operational priorities

Stephen Vaughan
Chief Operating Officer

Privacy of natural persons

Accredited Employer Work Visa

Incoming Accredited Employer Work Visa (AEWV) volumes have been progressively increasing since early February 2023, rising sharply last week and over the weekend peaking with 1,245 applications received on Friday.

As at 10pm 28 February 2023, there were 13,576 AEWV applications in progress. Over 81 per cent of these applications have been submitted since 1 January 2023 and 67 per cent submitted in February.

This was expected in the lead up to the new median wage increase coming into effect on 27 February. Policy change generally drives volume into the system and in this case, it is likely employers were encouraging employees to submit their work visa applications before the change, so they do not have to pay the new median wage rate.

In addition, the general instruction for streamlined processing of job check applications came into effect in August 2022 and Immigration New Zealand (INZ) began processing job checks in higher volumes at that point. As a result, a growing number of job checks are now expiring, and employers are likely encouraging employees to submit their work visa applications before the job checks expire. This has also likely driven volume into the system.

This week, INZ expects to see a gradual decrease and stabilisation in incoming volumes. On Monday 27 February, incoming volumes dropped to 208 applications received. At 5pm on Tuesday 28 February, 105 applications had been received and 398 decisions had been made. This has contributed to a reduction of overall in progress applications between Monday 27 February and Tuesday 28 February of 280.

If we continue to see reduced incoming volumes as expected, the overall in progress volumes should reduce to under 13,000 in progress by Wednesday 8 March.

Despite the increase in overall in progress applications, most applications are not yet available for immigration officers to assess and decide as the recent applications will still be progressing through the front-end system integration activities (e.g., identity, health, and character).

As the recent surge in applications works its way through the system and becomes available for immigration officers to assess, INZ is pivoting resource back to AEWV processing.

INZ public communications will be adjusted given the high volumes to manage customer expectations and reinforce messages about the importance of completing applications accurately and providing all necessary information. This messaging will reiterate that the new Recovery Visa will still be processed in seven days.

All AEWV support, identity and health activities are being prioritised, streamlined processing remains in place and overtime continues every weekend. Any further changes to operational and risk settings and processes would put the integrity of the immigration system at risk.

This page and the following 10 pages contain information unrelated to the review of AEWV and therefore have been marked out of scope.

OUT OF SCOPE



Accredited Employer Work Visa applications

The AEWV dashboard is attached to this report. The table below shows the number of work visa applications still in progress by week received as at 25 February 2023.

A manual review of applications from October is currently underway to determine if applications can be progressed to decision, or if they remain in progress for valid reasons (e.g., third country police certificate, or medicals that required further testing).

Week Beginning	Total Received	In Progress
4-Jul-22	10	0
11-Jul-22	16	0
18-Jul-22	84	0
25-Jul-22	187	0
1-Aug-22	313	0
8-Aug-22	594	5
15-Aug-22	921	5
22-Aug-22	1,039	3
29-Aug-22	1,348	11
5-Sep-22	1,622	15
12-Sep-22	1,660	17
19-Sep-22	1,812	56
26-Sep-22	1,666	47
3-Oct-22	1,710	88
10-Oct-22	1,706	88
17-Oct-22	1,602	100
24-Oct-22	1,432	91
31-Oct-22	1,827	177
7-Nov-22	1,839	161
14-Nov-22	1,968	223
21-Nov-22	1,978	231
28-Nov-22	1,977	285
5-Dec-22	1,747	256
12-Dec-22	1,770	314
19-Dec-22	2,052	417
26-Dec-22	572	118
2-Jan-23	752	183
9-Jan-23	1,609	411
16-Jan-23	1,976	607
23-Jan-23	1,767	628
30-Jan-23	1,849	914
6-Feb-23	1,722	1,108
13-Feb-23	2,704	2,383
20-Feb-23	4,668	4,646
TOTAL	50,499	13,588

This page and the following 7 pages contain information unrelated to the review of AEWV and therefore have been marked out of scope.

Total applications received
19,599

Total applications decided
18,725

Total applications in progress
331

Total received last 7 working days
431

Total completed last 7 working days
486

Straightforward applications decided within 10 days this period
79%

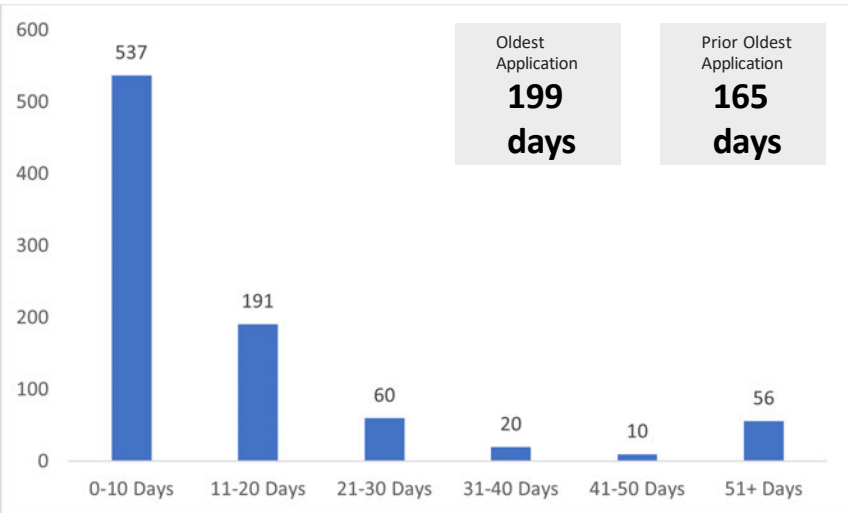
Straightforward applications decided within 10 days last period
79%

Straightforward applications decided within 10 days previous period 3
80%

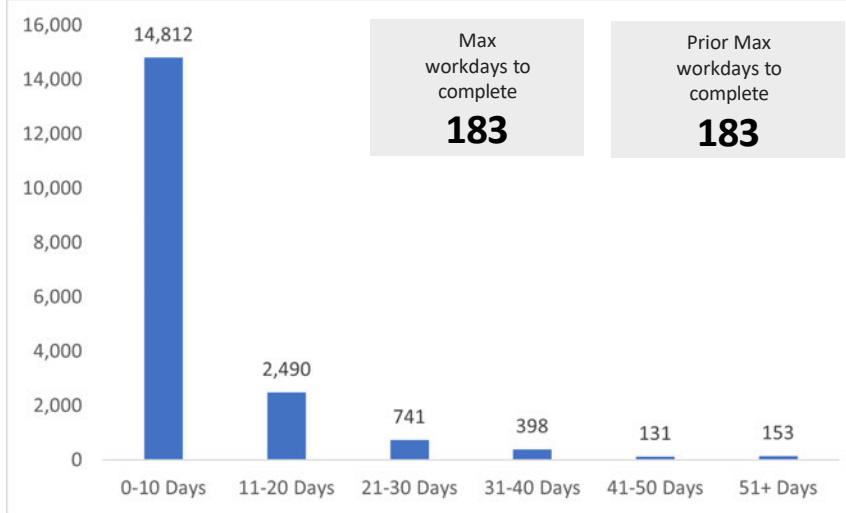
Straightforward applications decided within 10 days previous period 4
80%

TIMELINESS OF ACCREDITATION APPLICATIONS

IN PROGRESS APPLICATIONS



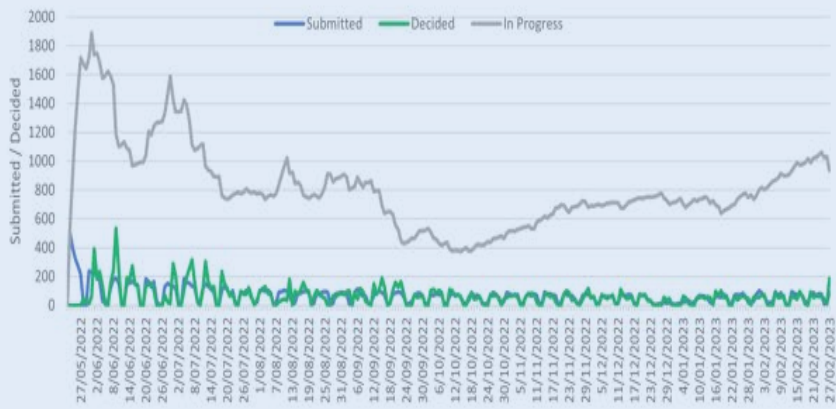
DECIDED APPLICATIONS



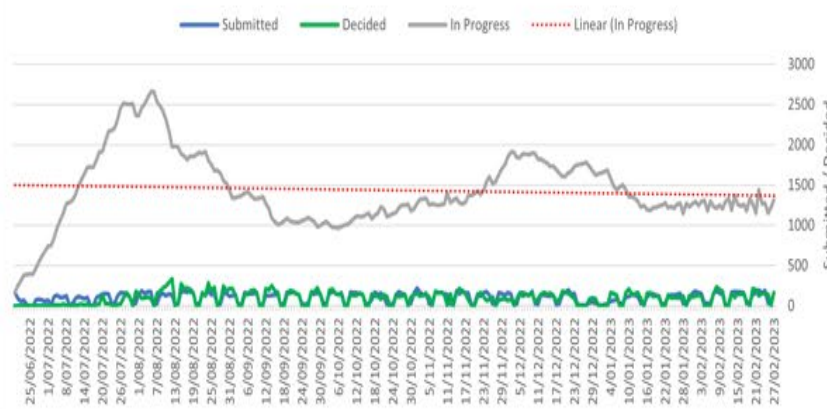
CUSTOMER CONTACT EMPLOYER LINE

Calls Offered	1,051
Calls Accepted	1,015
Average Time to Accept	0:00:58
Maximum Time to Accept	0:07:56
Average Handling Time	0:11:35
Percentage Abandoned	4.32%

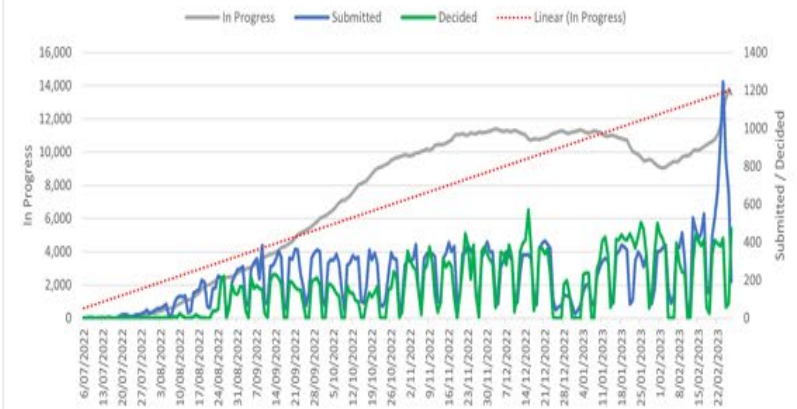
Accreditation Processing



Job Check Processing



Work Visa Processing

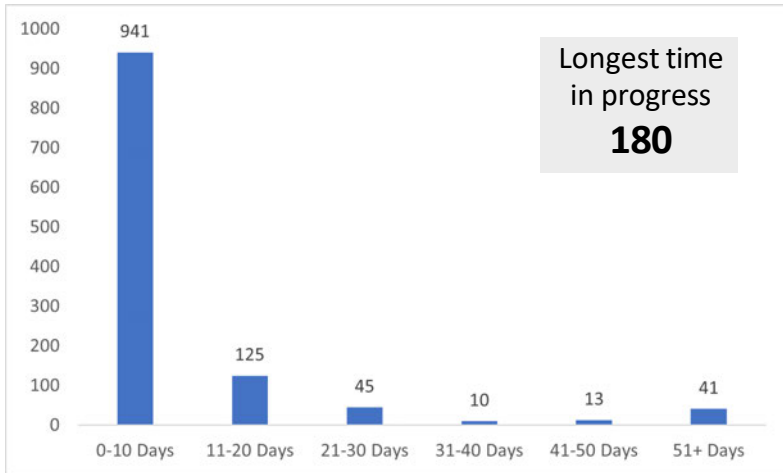


Total job checks received 25,834	Total in progress job checks 1,175	Total job checks approved 24,337	Total job check positions used 36,842	Total job checks received last 7 days 925	Median days for straightforward job checks to complete 5
Total job check positions received 144,535	Total in progress job check positions 6,828	Total job check positions approved 134,734	Total job check positions not yet used 97,892	Total job check applications decided in the last 7 days 938	

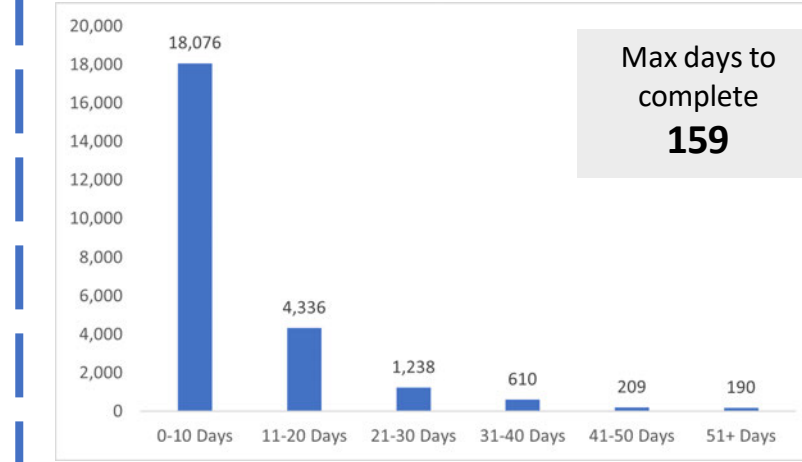
Straightforward job checks decided within 10 days (This period) 73%	Straightforward job checks decided within 10 days (last period) 73%	Straightforward job checks decided within 10 days (Previous period 3) 72%	Straightforward job checks decided within 10 days (Previous period 4) 71%
---	---	---	---

AGING FOR JOB CHECK

IN PROGRESS APPLICATIONS



COMPLETED AND APPROVED JOB CHECK APPLICATIONS



KEY SECTOR INFORMATION

Positions for Healthcare approved
21,790

Applications for Health care approved
1,747

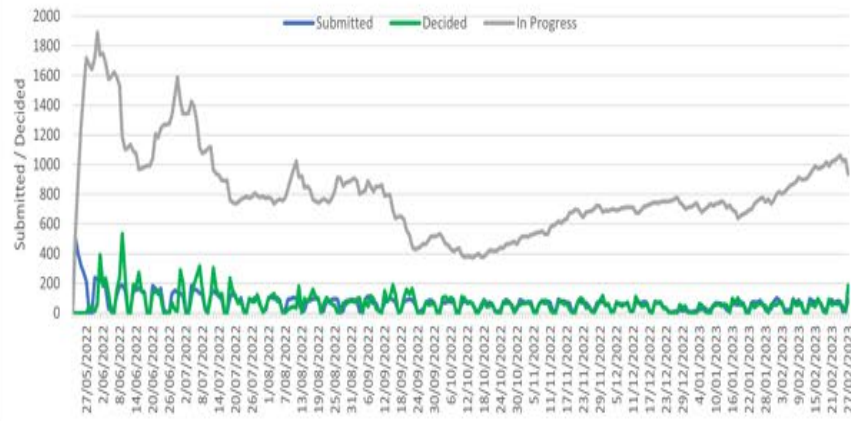
Applications for Healthcare in progress
44

Positions for Education approved
1,941

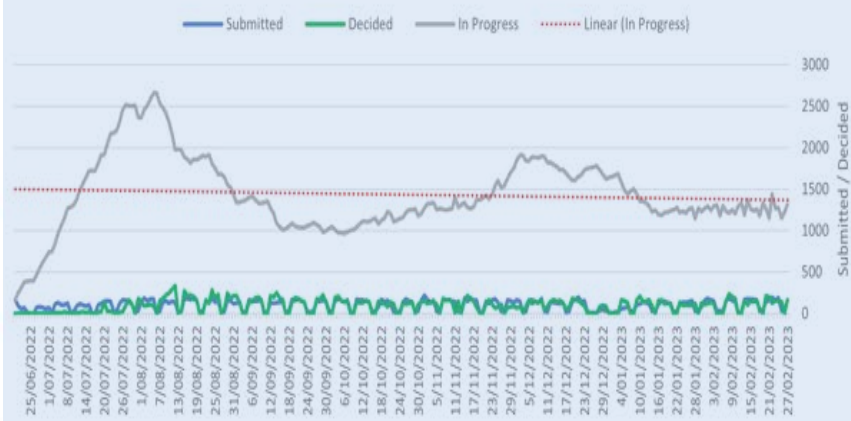
Applications for Education approved
693

Applications for Education in progress
13

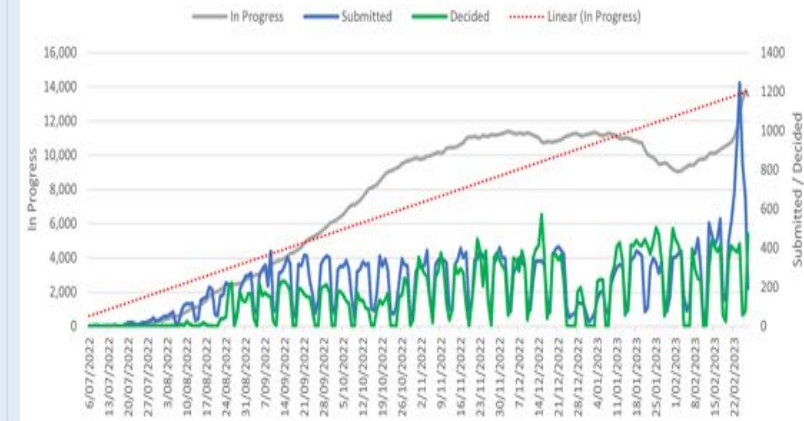
Accreditation Processing



Job Check Processing



Work Visa Processing



Total applications received
51,361

Total applications In Progress
13,856

Total applications decided
37,504

Applications decided in the last 7 days
2,210

Work visas decided within 20 days this period
53%

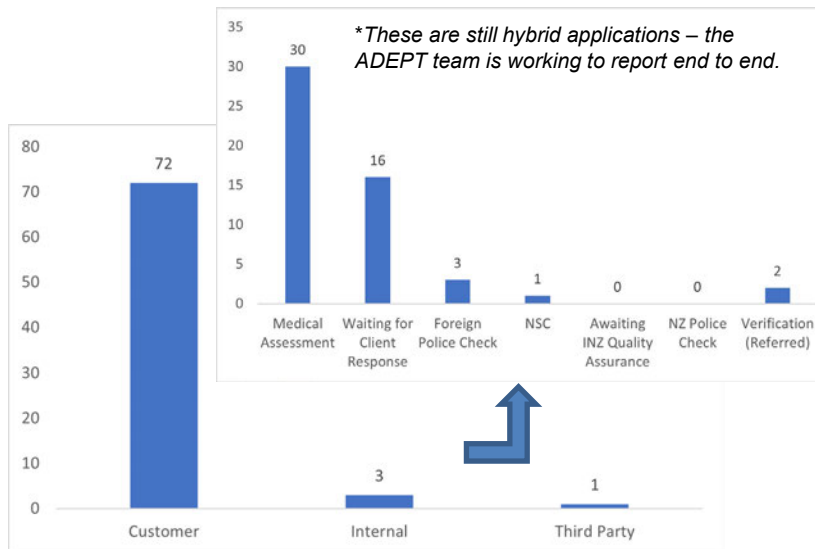
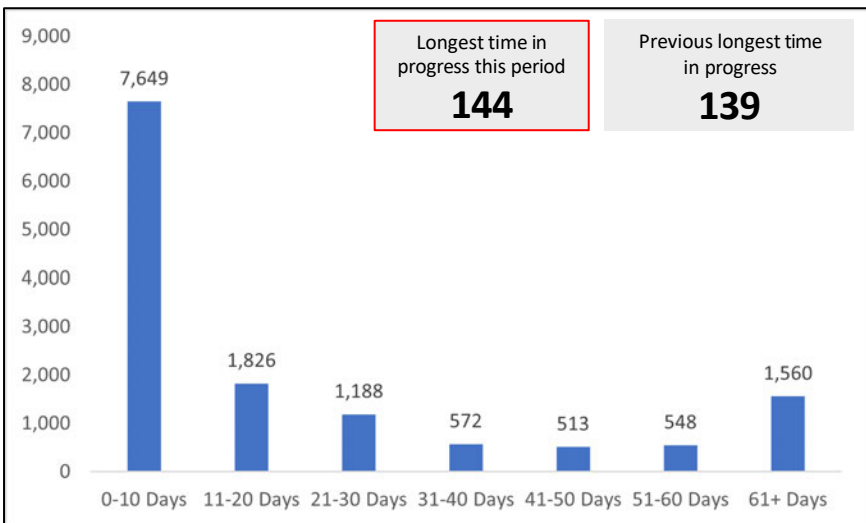
Work visas decided within 20 days last period
52%

Work visas decided within 20 days previous period 3
52%

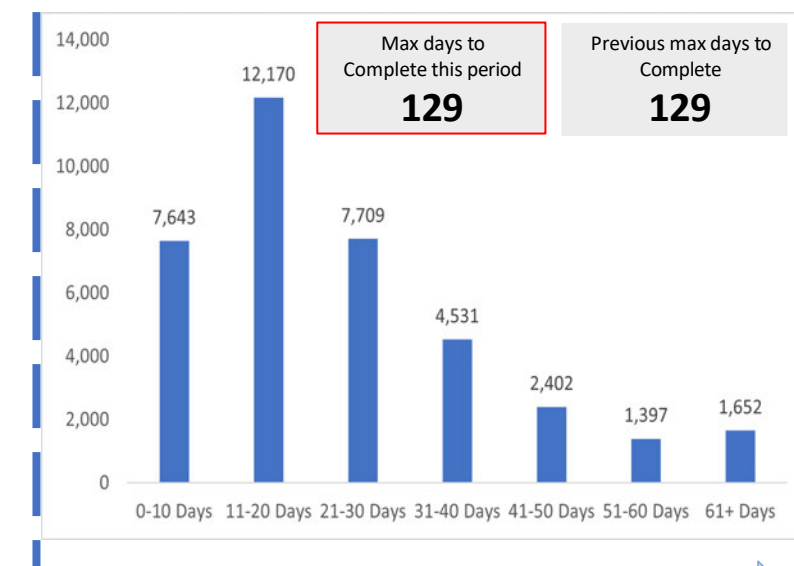
Work visas decided within 20 days previous period 4
53%

TIMELINESS OF WORK VISA

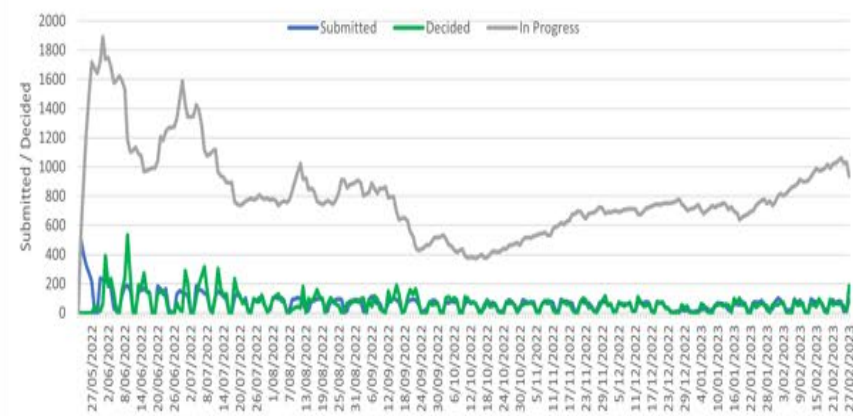
WHERE ARE OUR APPLICATIONS IN PROGRESS



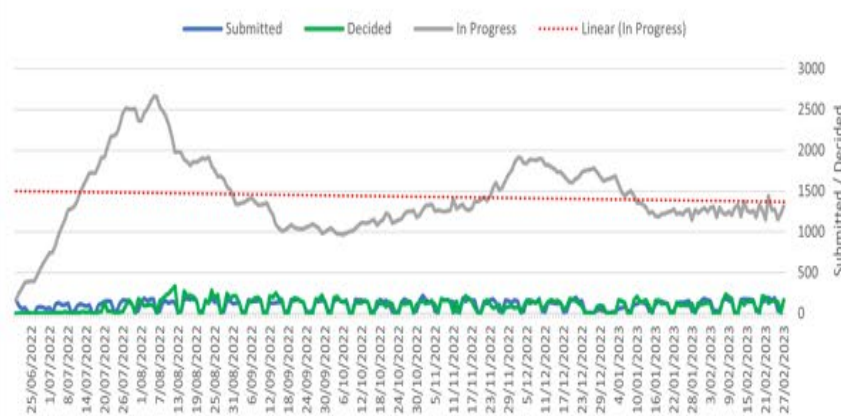
DECIDED WORK VISAS



Accreditation Processing



Job Check Processing



Work Visa Processing

